



***North Dakota Public  
Finance Authority***

**2022**  
**Annual Report**

# **NORTH DAKOTA PUBLIC FINANCE AUTHORITY**

## **Industrial Commission of North Dakota**

Doug Burgum  
Governor  
Chairman

Drew H. Wrigley  
Attorney General

Doug Goehring  
Agriculture Commissioner

### **Advisory Committee**

Keith Lund  
Grand Forks

Linda Svihovec  
Watford City

John Phillips  
Beulah

### **Staff**

DeAnn Ament, Executive Director  
(701) 426-5723  
dament@nd.gov

Benita Eberts, Business Manager  
(701) 328-7120  
beberts@nd.gov

Karla Zander, Financial Analyst  
(701) 328-7110  
kkzander@nd.gov

### **Office**

1200 Memorial Highway, PO Box 5509  
Bismarck, ND 58506-5509  
Phone: (701) 328-7100  
E-mail: [ndpfa@nd.gov](mailto:ndpfa@nd.gov)  
Website: [www.nd.gov/pfa](http://www.nd.gov/pfa)

NORTH DAKOTA  
PUBLIC FINANCE AUTHORITY

2022 Annual Report

CONTENTS

North Dakota Public Finance Authority.....	1
Capital Financing Program.....	2
Capital Financing Disaster Loan Program.....	4
State Revolving Fund Program.....	5
Industrial Development Bond Program.....	7
Legacy Fund Infrastructure Bond Program.....	8
Other Bonds.....	9
Biennial Debt Service Requirements.....	9
Attachment 1: Loans Made 1977 through 2022	
Part A: 1977 General Bond Resolution .....	1-1
Part B: Local Governmental Assistance Program (1985) .....	1-3
Part C: Government Assistance Program (1990) .....	1-3
Part D: Insured Water System Revenue Bonds (1999) .....	1-3
Part E: Capital Financing Program Disaster Loan Program.....	1-4
Part F: Capital Financing Program .....	1-5
Part G: Clean Water State Revolving Fund Program .....	1-10
Part H: Drinking Water State Revolving Fund Program .....	1-19
Part I: Industrial Development Bond Program .....	1-28
Part J: Direct Loans. ....	1-29
Attachment 2: Bonds Issued 1977 through 2022	
Part A: 1977 General Bond Resolution .....	2-1
Part B: Local Governmental Assistance Program .....	2-1
Part C: Insured Water System Revenue Bonds .....	2-1
Part D: Government Assistance Program .....	2-1
Part E: Taxable Insured Water System Refunding Bonds .....	2-1
Part F: Capital Financing Program .....	2-1
Part G: Capital Financing Disaster Loan Program .....	2-2
Part H: State Revolving Fund Program .....	2-3
Part I: Industrial Development Bond Program.....	2-4
Part J: Legacy Fund Infrastructure Bond Program.....	2-4

## **NORTH DAKOTA PUBLIC FINANCE AUTHORITY**

The North Dakota Public Finance Authority (PFA) was established for the purpose of making loans to political subdivisions of the State through the purchase of municipal securities which, in the opinion of the Attorney General of North Dakota, are properly eligible for purchase by the PFA. Subject to credit and program requirements, a loan can be made by the PFA to a political subdivision for any purpose for which the political subdivision has the legal authority to borrow money through the issuance of municipal securities. Certain types of municipal securities issued under N.D.C.C. ch. 40-57 (MIDA bonds) may also be purchased by the PFA.

The PFA, which is under the operation, control, and management of the Industrial Commission of North Dakota, is a self-supporting state agency. The costs and expenses of operation of the PFA are financed with earnings on program assets and fees paid by participating political subdivisions.

Obligations of the PFA which are issued to provide funds to purchase municipal securities do not constitute a debt or liability of the State or a pledge of the faith or credit of the State. All obligations of the PFA are payable solely from revenues or program assets pledged or available for their payment as authorized by law. The PFA has no authority to incur any indebtedness or liability on behalf of or payable by the State.

The PFA is authorized by statute (N.D.C.C. § 6-09.4-10(1)) to establish and maintain a reserve fund for its bonds. The Legislative Assembly has made a non-binding pledge to the PFA to replenish the reserve fund if it is depleted by the default of a political subdivision. Section 6-09.4-10(4) provides that “there shall be appropriated by the legislative assembly and paid to the PFA for deposit in the reserve fund, such sum, if any, as shall be certified by the industrial commission as necessary to restore the fund to an amount equal to the required debt service reserve.” Because future Legislative Assemblies are not legally obligated or required to appropriate moneys certified as necessary by the Industrial Commission, this statutory provision is referred to as a “moral obligation.” There has never been the need to request an appropriation for the reserve fund.

### **Mission**

To develop rural and urban North Dakota by providing political subdivisions and other qualifying organizations access to flexible and competitive financing options for their local qualifying projects.

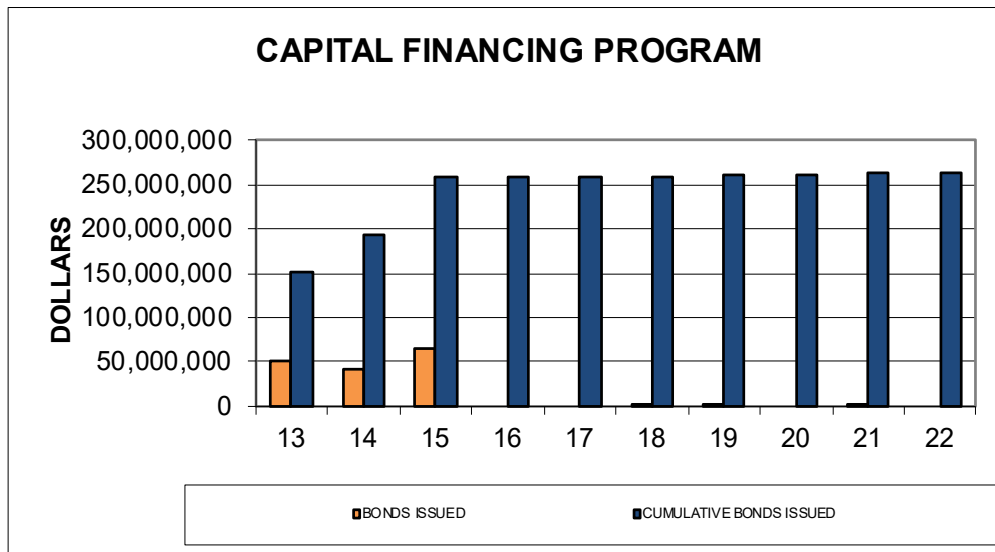
### **Vision Statement**

A municipal bond market that realizes the competitive advantage of utilizing the North Dakota Public Finance Authority’s (PFA) superior bond rating to issue municipal securities, resulting in lower interest rates to fund local projects. A PFA that enables customers to utilize on-line services, such as accessing account information or applying for additional financing. A PFA that leads a cooperative effort with other state agencies to combine available resources into programs that finance infrastructure and improvements for political subdivisions and other qualifying organizations. A State that recognizes the PFA as the leader in providing municipal financing for local projects.

## CAPITAL FINANCING PROGRAM

Under its Capital Financing Program (CFP), the PFA makes loans for the purpose of financing projects or improvements for which political subdivisions are legally authorized to borrow money through the issuance of municipal securities. Subject to credit requirements and certain program requirements, financing is available in any dollar amount.

The interest rates payable by a political subdivision are market rates, which are set through a competitive bid process when the PFA issues and sells its bonds to fund a loan. The interest rates paid by the PFA on its bonds are the same rates a political subdivision will pay on its municipal securities sold to the PFA.



On September 26, 2018 the Capital Financing Program was upgraded from a rating of “A+” to “AA-” by Standard & Poor’s Ratings Group.

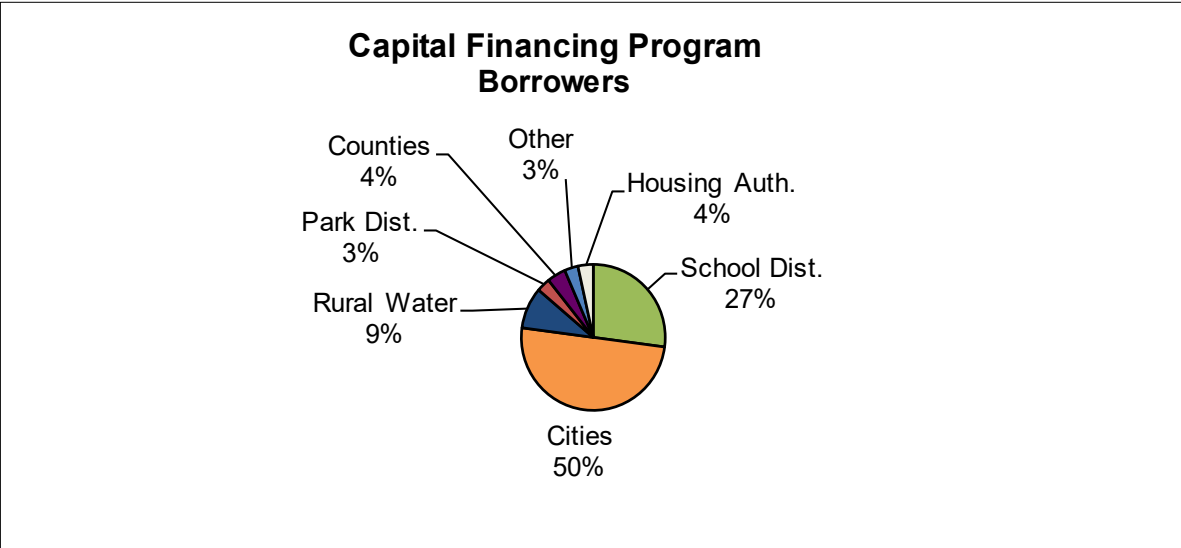
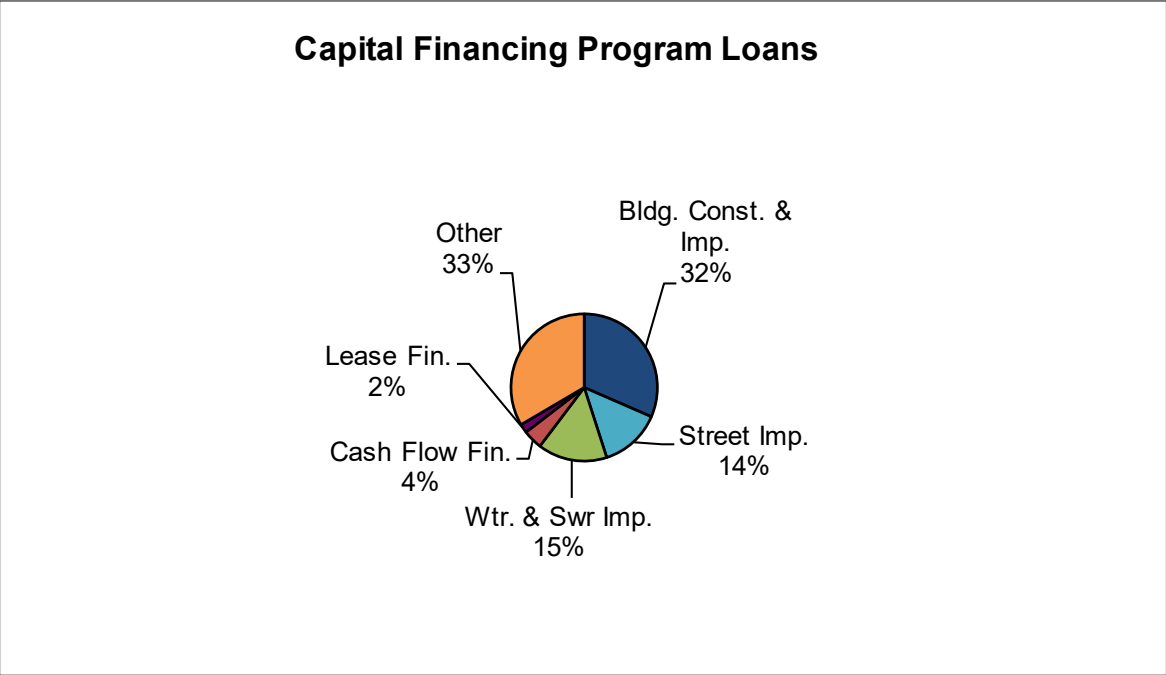
There were no CFP Bonds issued in 2022.

The total outstanding amount of CFP Reserve Fund Letters of Credit on December 31, 2022 was \$27,079,973. The CFP Reserve Fund Letters of Credit are issued to meet the requirement of the CFP General Bond Resolution that the PFA maintain reserves for each series, equal to the largest aggregate amount of principal and interest due in any twenty-four-consecutive month period. The CFP Reserve Fund Letters of Credit are issued by Bank of North Dakota (BND).

As of December 31, 2022, the total cumulative amount of bonds issued under the CFP General Bond Resolution was \$264,125,000 and the total outstanding amount of bonds under the CFP General Bond Resolution was \$121,490,000.

Part F of Attachment 1 beginning on page 1-5 of this Report contains a complete list, as of December 31, 2022, of all loans made by the PFA with proceeds of CFP Bonds issued under the CFP General Bond Resolution, including the name of each political subdivision, the original amount of each loan, and the outstanding principal of each loan.

Part F of Attachment 2 on page 2-1 of this Report contains a complete list, as of December 31, 2022, of all series of Capital Financing Bonds issued under the CFP General Bond Resolution, including the original dollar amount and the outstanding principal amount of each series of CFP Bonds.



## CAPITAL FINANCING DISASTER LOAN PROGRAM

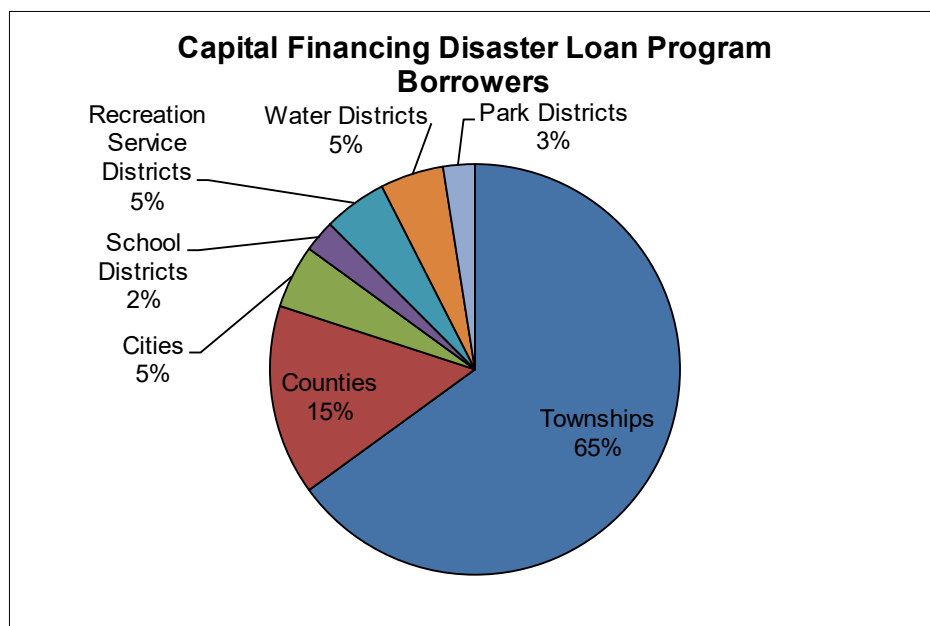
On June 16, 2011, the Industrial Commission authorized the PFA to utilize the Capital Financing Program to provide loans for political subdivisions impacted by weather related events. Under its Capital Financing Disaster Loan Program, the PFA makes loans for the purpose of providing disaster assistance to political subdivisions affected by weather related events until federal and state money is available and/or to assist in cash flowing local match requirements.

Any North Dakota political subdivision that is within a county that has received a Presidential Public Disaster Declaration, or a gubernatorial executive order or proclamation of a state disaster or emergency was eligible to apply. The political subdivision must show ability to repay the financing either from Federal or State government disaster payments or from tax receipts. The interest rate payable by a political subdivision is the 1-month Federal Home Loan Bank plus 2% adjusted monthly with a floor of 2%.

There were no Disaster Financing loans approved in 2022. Loans approved under this program total \$71,531,546 and none were outstanding as of December 31, 2022. Part E of Attachment 1 beginning on page 1-4 of this Report contains a complete list, as of December 31, 2022, of all loans made by the PFA under the Disaster Loan Program, including the name of each political subdivision, the original amount of each loan, and the outstanding principal of each loan.

The proceeds of the CFP Disaster Bonds have historically been used to make loans to political subdivisions approved for financing under the Disaster Loan Program. The PFA did not sell any CFP Disaster Bonds to Bank of North Dakota in 2022. As of December 31, 2022, the total cumulative amount of bonds issued under the Disaster Loan Program was \$14,405,612 and there are no bonds outstanding under the Disaster Loan Program.

Part G of Attachment 2 on page 2-2 of this Report contains a complete list, as of December 31, 2022, of all series of Capital Financing Disaster Loan Bonds issued, including the original dollar amount and the outstanding principal amount of each series of Disaster Loan Bonds.



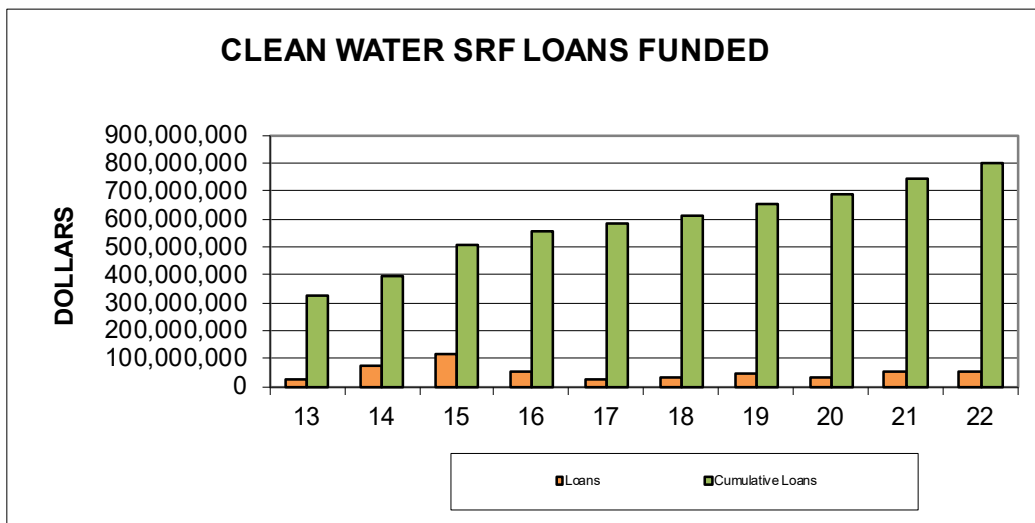
## STATE REVOLVING FUND PROGRAM

The State Revolving Fund Program (SRF Program) was established in 1990 to enable North Dakota to receive federal capitalization grants as authorized under the Clean Water Act. In 1998, the SRF Program was amended to enable the State to receive capitalization grants as authorized under the Safe Drinking Water Act. The SRF Program grants, received from the United States Environmental Protection Agency, are to be used to make below-market interest rate loans to political subdivisions for the purpose of financing authorized projects, to establish reserve funds, and for other purposes under the Clean Water Act and the Safe Drinking Water Act. Authorized projects under the Clean Water Act include wastewater treatment facilities and nonpoint source pollution control projects. Authorized projects under the Safe Drinking Water Act include public water systems. The SRF Program is administered jointly by the North Dakota Department of Environmental Quality (DEQ) and the PFA.

In 2001, Moody’s Investors Service, Inc. upgraded the North Dakota SRF Program from “Aa2” to “Aaa”, Moody’s highest rating. The PFA obtained an additional rating for the North Dakota SRF Program bonds from Standard & Poor’s Ratings Services which assigned their highest rating, “AAA,” on June 29, 2015.

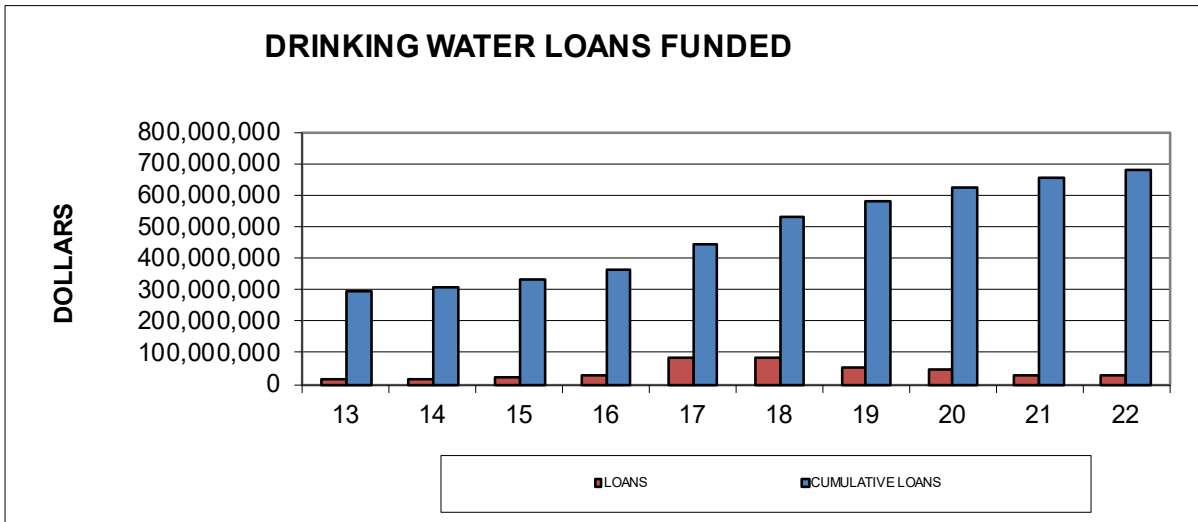
The interest rates on SRF Program loans are set by the DEQ in consultation with the PFA. The interest rates are fixed for the term of a loan. The interest rate for tax-exempt SRF Program loans is 2.0%. Loans made with American Recovery and Reinvestment Act (ARRA) funds are at 1.0% and/or have a loan forgiveness component.

The PFA approved \$65,240,000 of Clean Water SRF Program loans to 13 political subdivisions in 2022. Subpart 30 of Part G of Attachment 1 on page 1-18 of this Report contains a list of all approved Clean Water SRF Program loans for 2022, including the approved amount, the funded amount, and the outstanding principal amount of each loan as of December 31, 2022.

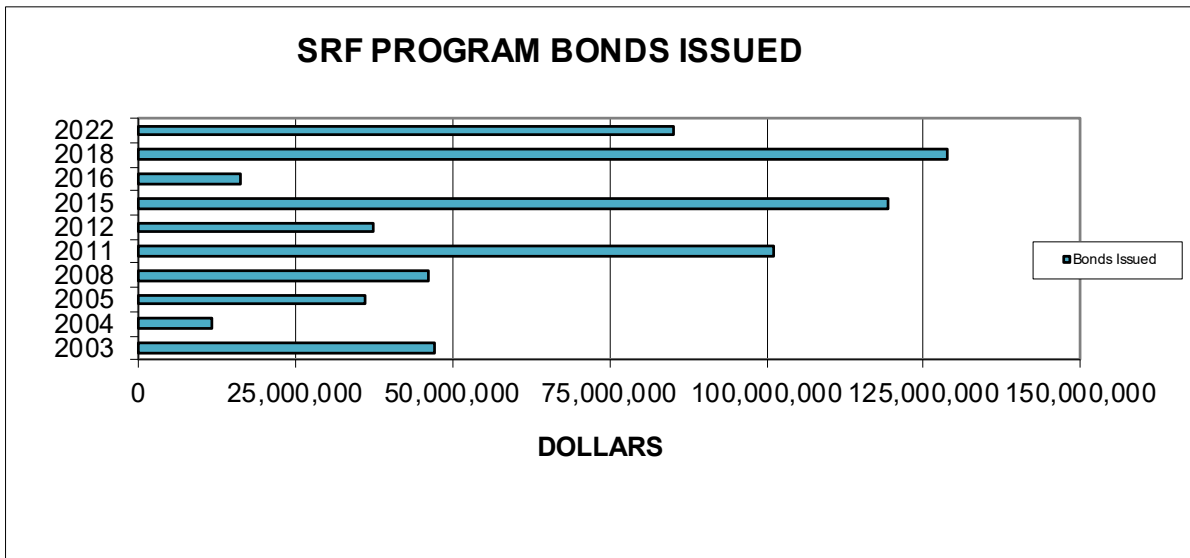


The PFA approved \$21,931,209 of Drinking Water SRF Program loans to 22 political subdivisions in 2022. Subpart 23 of Part H of Attachment 1 on page 1-27 of this Report contains a list of loans made under the Drinking Water SRF Program during 2022, including the approved amount, the funded amount, and the outstanding principal amount of each loan as of December 31, 2022.





The total amount of SRF Program Bonds issued under the PFA’s SRF Program Master Trust Indenture is \$768,695,000. This total includes \$203,865,000 of the 1990, 1993, 1995, 1996, 1998, 2000, 2001, 2003A, 2003B, 2004, 2005, 2008, and 2011 SRF Program Bonds which have been advance refunded and are no longer considered to be outstanding.



As of December 31, 2022, the total amount of SRF Program Bonds outstanding was \$298,620,000, and the total outstanding amount of SRF Program loans was \$825,022,910.

Part H of attachment 2 on page 2-3 of this Report contains a complete list of the SRF Program Bonds issued by the PFA under the Master Trust Indenture, including the original dollar amount and the outstanding principal amount of each series of SRF Program Bond.

## INDUSTRIAL DEVELOPMENT BOND PROGRAM

The Public Finance Authority's Industrial Development Bond Program (IDBP) provides loans to North Dakota manufacturers that meet the IRS definition for small issue manufacturers. Bonds issued under this Program are moral obligation bonds of the State unless the borrower has the financial strength to request that the Public Finance Authority issue the bonds on a conduit basis. Public Finance Authority limits the program to \$2,000,000 per borrower and \$20,000,000 for the entire program. For conduit issuance when the state's moral obligation is not used as a credit enhancement there are no project or program limits.

The interest rates payable by a borrower are market rates, which are set through a competitive bid process when the PFA issues and sells its bonds to fund a loan. The interest rates paid by the PFA on its bonds are the same rates a borrower will pay on its bonds sold to the PFA.

On September 26, 2018, the Industrial Development Bond Program was upgraded from a rating of "A+" to "AA-" by Standard & Poor's Ratings Group. The PFA did not issue IDBP Bonds in 2022.

Part I of Attachment 1 beginning on page 1-28 of this Report contains a complete list, as of December 31, 2022, of all loans made by the PFA with proceeds of IDBP Bonds issued under the IDBP General Bond Resolution, including the name of each borrower and the original amount of each loan.

Part I of Attachment 2 on page 2-4 of this Report contains a complete list, as of December 31, 2022, of all series of Industrial Development Program Bonds issued under the IDBP General Bond Resolution, including the original dollar amount and the outstanding principal amount of each series of IDBP Bonds.

The outstanding amount of Reserve Fund Letters of Credit on December 31, 2022 was \$198,050. The IDBP Reserve Fund Letters of Credit are issued to meet the requirement of the IDBP General Bond Resolution that the PFA maintain reserves for each series, equal to the largest aggregate amount of principal and interest due in any twenty-four consecutive month periods. The IDBP Reserve Fund Letters of Credit are issued by BND.

## LEGACY FUND INFRASTRUCTURE BOND PROGRAM

The Public Finance Authority’s Legacy Fund Infrastructure Bond Program (Legacy Bonds) was established in 2021 to transfer funds to the Bank of North Dakota (BND) to allocate to legislature approved state infrastructure projects and programs. Upon request by BND, funds are transferred to BND for disbursement to funded programs. Bond payments will be funded by capitalized interest, earnings on unspent bond proceeds, and transfers from ND Legacy Fund earnings.

In December of 2021, the Legacy Bonds were assigned ratings of “AA” by Standard & Poor’s Global Ratings and “Aa2” by Moody’s Investors Service, Inc.

PFA issued Legacy Bonds to finance the following projects approved during the 2021 legislative session:

Fargo Diversion Project	\$ 435,500,000
Resources Trust Fund	\$ 74,500,000
Infrastructure Revolving Loan Fund	\$ 85,000,000
Highway Fund	\$ 35,000,000
NDSU Agriculture Products Development Facility	\$ 50,000,000

PFA issued \$320,915,000 of Legacy Bonds in July 2022. Under the Legacy Fund Infrastructure Program \$710,115,000 of bonds have been issued. As of December 31, 2022, the total amount of Legacy Bonds outstanding was \$710,115,000.

Part J of Attachment 2 on page 2-4 of this Report contains a complete list, as of December 31, 2022, of all series of Legacy Fund Infrastructure Program Bonds issued under the Legacy Bond Resolution, including the original dollar amount and the outstanding principal amount of each series of Legacy Bonds.

## OTHER BONDS

**1977 General Bond Resolution.** The PFA, pursuant to a 1977 General Bond Resolution, issued \$15,000,000 in 1977, \$16,590,000 of bonds in 1979, and \$11,600,000 of bonds in 1983, for a total principal amount of \$43,190,000. The 1977, 1979 and 1983 bonds have been retired.

**1985 Local Governmental Assistance Program.** In 1985, the PFA issued \$35,290,000 of bonds under a Local Governmental Assistance Program. These bonds were retired in 1986.

**1990 Government Assistance Program.** In 1990, pursuant to its Government Assistance Program, the PFA issued two series of bonds in the total amount of \$2,006,704. These bonds were retired in 1991.

**1989 Insured Water System Revenue Bonds and 1999 Taxable Insured Water System Refunding Revenue Bonds.** Pursuant to a Trust Indenture adopted in 1989, the PFA issued two series of Water System Revenue Bonds. The 1989 Series A Bonds were issued in the amount of \$11,650,000, and the 1989 Series B Bonds were issued in the amount of \$1,410,000 (the 1989 Series A Bonds and the 1989 Series B Bonds are referred to as the “1989 Bonds”). The Series B Bonds were issued to fund a reserve fund for the Series A Bonds. On December 21, 1995, the PFA entered into a Purchase Contract for the forward refunding of the 1989 Bonds. Under the terms of the Purchase Contract, the PFA issued and delivered \$8,875,000 of its Taxable Insured Water System Refunding Revenue Bonds, on April 1, 1999, for the purpose of refunding the 1989 Bonds. These bonds were retired in 2014.

## BIENNIAL DEBT SERVICE REQUIREMENTS

The debt service requirement for the outstanding CFP Bonds for the remaining 2021-2023 biennium is \$10,434,640 and the debt service requirement for the outstanding SRF Program Bonds for the 2021-2023 biennium is \$7,309,475. The outstanding IDBP debt service requirement for 2021-2023 is \$77,125. The remaining Legacy Bond debt service requirement for 2021-2023 is \$11,555,857.

The aggregate debt service requirement for all outstanding PFA Bonds for the remaining 2021-2023 biennium is \$29,377,097.

**NORTH DAKOTA PUBLIC FINANCE AUTHORITY  
LOANS MADE 1977 THROUGH 2022**

**Part A****Subpart 1****\$15,000,000 1977 Series A Bonds****Borrower**

Alexander PSD	Kensal PSD	Rock Lake PSD
Alexander	Kinloss PSD	Rolla
Almont	Kinyon PSD	Rutland
Ashley	Kulm	Sawyer PSD
Barney	LaMoure PSD	Scotia PSD
Bell PSD	LaMoure	Scranton
Beulah	Lawton	Sharon
Bismarck	Leeds	Sharon PSD
Bismarck Park District	Lehr	Sherwood
Butte PSD	Leonard PSD	Sheyenne PSD
Buxton	Leonard	Solen PSD
Carrington PSD	Lidgerwood	South Heart PSD
Cass County	Lignite	South Bend PSD
Casselton	Lincoln PSD	Southern PSD
Center	Linton	Southwest Fargo
Courtenay Special PSD	Linton PSD	Stanley
Drake	Maddock	Stanton
Edinburg PSD	Mandan	Steele
Edmore PSD	Mayville	Streeter PSD
Elgin	McVile	Sutton PSD
Ellendale PSD	Michigan	Thompson
Emerado	Minnewauken PSD	Tioga PSD
Enderlin	Napoleon	Tolna
Esmond	Nedrose PSD	Traill County District
Esmond PSD	Nesson PSD	Turtle Lake
Fingal PSD	New Salem	Valley City
Finley	New Leipzig Fire District	Velva
Fordville	New Rockford	Verona
Gackle PSD	New Leipzig PSD	Walcott
Galt PSD	New Leipzig	Walhalla
Garrison	New Rockford	Washburn
Glen Ullin PSD	North Sargent PSD	Watford City
Gwinner	Park River	Westhope
Halliday	Parshall	Wildrose PSD
Hampden PSD	Pembina	Wilton
Hazelton Moffitt PSD	Portland	Wishek PSD
Hazen	Reeder PSD	Wishek
Jamestown	Regent PSD	Woodworth PSD
Juzeler PSD	Reynolds	Yellowstone Irrigation District
Kathryn PSD	Robinson PSD	Zeeland PSD

**Subpart 2****\$16,590,000 1979 Series A Bonds****Borrower**

Anita Fire Protection District	Hazen	Richardson PSD
Ashley PSD	Hazen PSD	Rock Lake
Beulah	Hebron	Rolla
Beulah PSD	Hettinger	Scranton
Center PSD	Hope	Sherwood Fire Protection District
Edgeley	Hunter	Stanley
Edinburg	Linton	Stanton
Edmore	Lisbon	Strasburg
Enderlin	Mandan	Streeter
Finley	Mayville	Thompson
Gackle	Medina	West Fargo PSD
Garrison	Mott	Wilton
Glen Ullin	Napoleon	Wishek
Grand Forks Park District	New Rockford	Zap
Halliday	New Rockford Park District	
Harwood	Park River	
Hazelton	Portland	

**Subpart 3****\$11,600,000 1983 Series A Bonds****Borrower**

Anamoose	Grafton PSD	New Leipzig
Antler	Gwinner	Osnabrock
Binford	Hankinson Rural Fire District	Pembina
Bismarck Rural Fire District	Horace	Pingree PSD
Bowbells PSD	Killdeer	Rhame
Carrington	Lakota PSD	Richardton
Cass Richland Drainage District	Larimore	Rolette
Casselton	Leonard	Stanley
Crosby	Linton	Strasburg
Dodge	Mandan	Towner
Edgeley PSD	Manning PSD	Velva
Elgin PSD	Mapleton	Westhope
Enderlin	Medina	Wildrose
Finley	Michigan PSD	Zap PSD
Flasher PSD	Milnor	
Gladstone	New England	

**Part B**

**Local Government Assistance Program  
\$35,290,000 1985 Series A Bonds**

**Borrower**

Barnes County  
Bismarck PSD  
Border Central PSD  
Burleigh County  
Cass Valley North PSD  
Cass County  
Crary PSD  
Dakota PSD  
Dickey County  
Dickinson PSD  
Drayton PSD  
Edgeley PSD  
Epping PSD

Fargo PSD  
Fessenden  
Fordville  
Grace City PSD  
Grand Forks County  
Grand Forks PSD  
Killdeer PSD  
LaMoure PSD  
Mandan PSD  
Mandan  
McIntosh County  
Michigan PSD  
Minot PSD

Morton County  
Powers Lake PSD  
Ramsey County  
Richland County  
Solen PSD  
Stanton PSD  
Stark County  
Steele County  
Stutsman County  
Tolley PSD  
Walsh County  
West Fargo PSD

**Part C**

**Government Assistance Program  
\$765,000 1990 Series A Bonds**

**Borrower**

Cavalier  
Edgeley PSD  
Eight Mile PSD  
Marion PSD  
Pembina PSD  
Sherwood PSD

**Part D**

**Insured Water System Revenue Bonds  
\$8,875,000 1999 Series A Bonds  
\$1,410,000 1999 Series B Bonds**

**Borrower**

All Season Water Users  
Cass Rural Water  
Dakota Water Users  
Lidgerwood  
North Valley Water Users Association  
Richland Rural Water  
Traill County Rural Water Users, Inc.  
Tri-County Water Users Association

## Capital Financing Disaster Loan Program

### Part E

<u>Borrower</u>	<u>Original Loan Amount</u>
<b>Subpart 1      2011</b>	
Orlien Township, Ward County	\$ 400,000
Lund Township, Ward County	70,000
Ramsey County	2,000,000
Anna Township, Ward County	800,000
Logan County	6,000,000
Dickey County	5,000,000
Rolling Green Township, Ward Cnty	460,742
Cameron Township, Ward County	495,000
Otis Township, McLean County	35,000
Normanna Township, Cass County	40,000
Casselton Township, Cass County	83,000
Ward County	10,000,000
Sargent	10,000,000
Stutsman County	2,739,859
Weld Township, Stutsman County	1,321,733
Stirton Township, Stutsman County	1,295,017
Valley Springs Tnshp, Stutsman Cnty	904,483
Lowery Township, Stutsman County	600,000
Wadsworth Township, Stutsman County	26,000
St Paul Township, Stutsman County	278,500
Ashland Township, Stutsman County	5,741
Woodbury Township, Stutsman County	150,000
Sinclair Township, Stutsman County	193,000
Meadow Lake Township, Barnes Cnty	101,000
Sharlow Township, Stutsman County	50,000
Streeter Township, Stutsman County	400,000
Griffin Township, Stutsman County	61,832
Mandan	8,000,000
Rice Lake Recreation Service District	400,000
North Prairie Rural Water District	700,000
North Prairie Rural Water District	450,000
Minnewaukan Public School District	<u>2,500,000</u>
	55,560,907
<b>Subpart 2      2012</b>	
Newman Township, Ward County	40,000
Griffin Township, Stutsman County	1,030,530
Minot Park District	7,000,000
Rice Lake Recreation Service District	<u>672,600</u>
	8,743,130
<b>Subpart 3      2013</b>	
Gray Township, Stutsman County	30,000
Minnewaukan	6,637,509
German Township, Dickey County	360,000
Chicago Township, Stutsman County	<u>200,000</u>
	7,227,509
<b>Total</b>	<u>\$71,531,546</u>



## Capital Financing Program

### Part F

<u>Borrower</u>	<u>Original Loan Amount</u>	<u>Borrower</u>	<u>Original Loan Amount</u>
<b>Subpart 1</b>	<b>1990</b>	<b>Subpart 3</b>	<b>1992</b>
Morton County	\$ 400,000	Mandan PSD	\$ 2,500,000
Linton	185,000	New England	75,000
Mandan	95,000	Cavalier	75,000
Hankinson	155,000	Lidgerwood	75,000
Fargo Park District	680,000	Kindred PSD	1,545,000
Trails County Water Resource Dist	100,000	Edinburg	120,000
Dickinson Recreation Building Auth.	250,000	Milnor	205,000
Rolla	220,000	West Fargo PSD	2,500,000
Morton County Water Resource Brd.	230,000	Lisbon PSD	800,000
North Valley Rural Water Assoc.	140,000	Emerado PSD	100,000
Milnor	85,000	Milnor	190,000
Bismarck Parks & Recreation Dist.	770,000	Pembina PSD	195,000
Twin Buttes School District	70,000	Eight Mile PSD	200,000
Hettinger Park District	35,000	Briarwood	40,000
Mandan Parks & Recreation Dist.	<u>335,000</u>	Buxton	40,000
	3,750,000	Missouri Hills Interactive Cons.	455,000
		Grand Forks PSD	2,500,000
<b>Subpart 2</b>	<b>1991</b>	Mercer County Housing Auth.	435,000
Burleigh County Housing Auth.	225,000	Nelson County	<u>100,000</u>
Bismarck Parks & Recreation Dist.	1,300,000		12,150,000
Bismarck Parks & Recreation Dist.	410,000	<b>Subpart 4</b>	<b>1993</b>
Mandan Parks & Recreation Dist.	560,000	Lake Metigoshe RSD	150,000
Richardton	165,000	Glenburn PSD	880,000
Kindred	25,000	Fargo PSD	1,975,000
Montefiore PSD	75,000	Fargo PSD	525,000
Pembina PSD	195,000	Thompson PSD	900,000
Eight Mile PSD	150,000	Souris	40,000
Lake Agassiz Regional Council	180,000	Marion PSD	115,000
North Valley Water Association	200,000	Pembina PSD	180,000
Finley	875,000	Eight Mile PSD	150,000
Wyndmere	65,000	Sims PSD	60,000
Ward County	85,000	Oakes	120,000
Oakes Municipal Airport Authority	45,000	McVile	230,000
Devils Lake PSD	1,810,000	Milnor	195,000
Greater Richland Ed. Comm. Cons.	250,000	Emerado PSD	60,000
Cass County	<u>400,000</u>	Grand Forks PSD	2,000,000
	7,015,000	Burleigh County Housing Auth.	<u>325,000</u>
			7,905,000

<u>Borrower</u>	<u>Original Loan Amount</u>
<b>Subpart 5</b>	<b>1994</b>
Mandan Airport Authority	\$ 180,000
Fairmount PSD	305,500
Grafton PSD	2,000,000
Sawyer PSD	450,000
Glenburn PSD	592,500
Lincoln PSD	274,000
Finley-Sharon PSD	499,500
Oakes PSD	1,650,000
North Sargent-Gwinner PSD	538,300
Rolette PSD	461,900
Zap PSD	250,000
Stanley PSD	1,185,000
Clifford-Galesburg PSD	532,669
Rhame PSD	180,000
West Fargo PSD	3,000,000
Manvel PSD	228,000
United-Des Lacs PSD	942,647
Surrey PSD	413,000
Cando PSD	50,000
Surrey PSD	325,000
Sawyer	150,000
Marion PSD	105,000
Pembina PSD	90,000
Eight Mile PSD	200,000
Sims PSD	<u>50,000</u>
	14,653,016
<b>Subpart 6</b>	<b>1995</b>
Burleigh County Housing Auth.	1,600,000
Traill County WRD	100,000
Mooreton	170,000
Milnor	160,000
Ward County	95,000
Marion PSD	105,000
Eight Mile PSD	200,000
Sims PSD	<u>75,000</u>
	2,505,000
<b>Subpart 7</b>	<b>1996</b>
Minot	500,000
Rolette County Housing	500,000
Dunseith	100,000
Garrison	120,000
Hazelton	140,000
Walcott-Colfax District	70,000
Burleigh Water Users	1,585,000
Marion PSD	120,000
Garrison PSD	<u>230,000</u>
	3,365,000

<u>Borrower</u>	<u>Original Loan Amount</u>
<b>Subpart 8</b>	<b>1997</b>
Cavalier	\$ 540,000
Burleigh Rural Water Users	3,350,000
New Town PSD	300,000
North Valley Water Association	1,400,000
South Central Water Users Dist.	350,000
Grafton PSD	4,500,000
Richardton	205,000
Aggasiz Water Users	375,000
Sims PSD	50,000
West Fargo PSD	1,000,000
Wahpeton	1,600,000
Garrison	125,000
McVile	<u>1,550,000</u>
	15,345,000
<b>Subpart 9</b>	<b>1998</b>
Gackle	295,000
Lidgerwood	120,000
Prairie Rose	175,000
Surrey	100,000
Hettinger Park District	200,000
Maple River Water Resource District	55,000
Milnor	400,000
Grandin	165,000
West Fargo PSD	1,000,000
Sims PSD	50,000
Park River	<u>450,000</u>
	3,010,000
<b>Subpart 10</b>	<b>1999</b>
Lidgerwood	1,075,000
Drayton	140,000
Drayton	70,000
Max	50,000
Surrey	100,000
West Fargo PSD	1,000,000
Sims PSD	100,000
Tri-County Water District	1,710,000
Tri-County Water District	<u>285,000</u>
	4,530,000
<b>Subpart 11</b>	<b>2000</b>
Lisbon	765,000
Enderlin	195,000
Amenia	155,000
West Fargo PSD	3,000,000
Sims PSD	<u>100,000</u>
	4,215,000

<b><u>Borrower</u></b>	<b><u>Original Loan Amount</u></b>
<b>Subpart 12      2001</b>	
Frontier	\$ 735,000
<b>Subpart 13      2002</b>	
McVille	215,000
Southeast Water Users District	700,000
Bismarck Rural Fire Department	185,000
Kulm	150,000
Fessenden-Bowdon PSD	<u>350,000</u>
	1,600,000
<b>Subpart 14      2003</b>	
Langdon Rural Water District	1,495,000
<b>Subpart 15      2004</b>	
Trail Rural Water District	300,000
Surrey	500,000
Mercer County Housing	<u>80,000</u>
	880,000
<b>Subpart 16      2006</b>	
Rolette County Housing Authority	235,000
Belcourt PSD	1,045,000
Enderlin	<u>105,000</u>
	1,385,000

<b><u>Borrower</u></b>		<b><u>Original Loan Amount</u></b>	<b><u>Outstanding Loan Amount</u></b>
<b>Subpart 17</b>	<b>2009</b>		
West Fargo		530,000	385,000
Tri-County Water District		1,415,000	0
Emerado		180,000	80,000
		<u>2,125,000</u>	<u>465,000</u>
<b>Subpart 18</b>	<b>2011</b>		
Drayton		405,000	0
Drayton		350,000	0
McVile		2,357,000	0
McVile		618,000	0
		<u>3,730,000</u>	<u>0</u>
<b>Subpart 19</b>	<b>2012</b>		
McVile		150,000	55,000
Kulm		85,000	0
All Seasons Water Users District		820,000	465,000
Forman Housing Authority		935,000	0
Forman		505,000	0
Forman		1,090,000	0
Hankinson		1,930,000	1,360,000
Mayville		1,430,000	855,000
Tri-County Water District		1,405,000	0
Gackle		1,285,000	810,000
		<u>9,635,000</u>	<u>3,545,000</u>
<b>Subpart 20</b>	<b>2013</b>		
Fargo		<u>51,375,000</u>	<u>33,055,000</u>
<b>Subpart 21</b>	<b>2014</b>		
Fargo		\$ 32,512,000	\$ 21,189,000
Noonan		328,000	236,000
Stutsman Rural Water District		9,000,000	6,140,000
		<u>41,840,000</u>	<u>27,565,000</u>
<b>Subpart 22</b>	<b>2015</b>		
Minot		1,945,000	1,060,000
Forman		1,965,000	1,210,000
Watford City		23,655,000	17,740,000
Watford City		35,550,000	31,035,000
Rugby		465,000	160,000
Zap		2,265,000	1,685,000
		<u>65,845,000</u>	<u>52,890,000</u>

<u>Borrower</u>		<u>Original Loan Amount</u>	<u>Outstanding Loan Amount</u>
<b>Subpart 23</b>	<b>2018</b>		
Munich		1,360,000	925,000
<b>Subpart 24</b>	<b>2019</b>		
Morton County		<u>2,515,000</u>	<u>1,060,000</u>
<b>Subpart 25</b>	<b>2021</b>		
Drayton		210,000	195,000
Drayton		180,000	165,000
McVille		1,675,000	1,625,000
McVille		<u>65,000</u>	<u>0</u>
		2,130,000	1,985,000
<b>Total Capital Financing Program Loans</b>		<u>\$ 265,093,016</u>	<u>\$ 121,490,000</u>

## Clean Water State Revolving Fund Program

### Part G

<u>Borrower</u>	<u>Approved and Funded Loan Amount</u>	<u>Borrower</u>	<u>Approved and Funded Loan Amount</u>
<b>Subpart 1</b>	<b>1990</b>	<b>Subpart 4 Cont.</b>	<b>1995</b>
Enderlin	\$ 490,000	Buffalo	38,248
Fargo	3,561,559	Hettinger	156,001
Minot	<u>879,386</u>	Davenport	176,339
	4,930,945	Ellendale	220,990
		Cando	113,006
<b>Subpart 2</b>	<b>1993</b>	Cooperstown	<u>300,000</u>
Fargo	7,770,000		8,009,687
Jamestown	1,581,406	<b>Subpart 5</b>	<b>1996</b>
Minot	665,000	Jamestown	16,300,000
Northwood	1,150,000	Cooperstown	1,174,952
Wahpeton	1,062,366	Park River	72,312
West Fargo	175,000	Portland	82,368
Lake Metigoshe	296,263	Medina	67,255
New Town	132,050	Mayville	105,433
Jamestown	1,289,702	Manvel	478,416
Williston	<u>252,835</u>	Oriska	21,531
	14,374,622	Bottineau	100,000
<b>Subpart 3</b>	<b>1994</b>	Arthur	132,963
Minot	443,522	Cando	254,052
Burlington	165,037	Kindred	124,498
Devils Lake	1,076,423	Page	47,738
Grafton	410,000	Argusville	213,061
Casselton	<u>112,000</u>	Bottineau	104,500
	2,206,982	Grand Forks	13,700,000
<b>Subpart 4</b>	<b>1995</b>	Bank of North Dakota	<u>1,101,444</u>
Fargo	2,850,429		34,080,523
Max	74,912	<b>Subpart 6</b>	<b>1997</b>
Cooperstown	55,000	Grand Forks	3,940,000
Northwood	225,837	Casselton	1,589,652
Colfax	36,297	Christine	385,273
Edmore	62,256	Mapleton	152,864
Ellendale	196,826	Horace	225,330
Minot	400,000	Carrington	805,000
Williston	291,881	Mandan	5,191,929
Lisbon	100,000	Berthold	82,875
Napoleon	133,851	Cooperstown	123,067
Park River	498,279	Jamestown	2,277,487
Carrington	835,000	Lakota	1,933,969
Mott	211,157	Minnewauken	<u>218,000</u>
Harvey	478,556		16,925,446
Beach	226,241		
Williston	328,581		

<u>Borrower</u>	<b>Approved and Funded Loan Amount</b>	<u>Borrower</u>	<b>Approved and Funded Loan Amount</b>
<b>Subpart 7</b>	<b>1998</b>	<b>Subpart 10</b>	<b>2001</b>
Granville	\$ 42,000	Jamestown	370,120
Enderlin	342,373	Mayville	1,169,393
Wishek	140,704	Forman	135,172
Fargo	1,482,337	Lisbon	716,436
Gwinner	258,711	Amenia	141,489
Southeast Cass WRD	214,000	Grand Forks	13,781,500
Casselton	108,261	Kulm	678,640
Sanborn	76,195	Tower City	503,123
Frontier	98,603	Lake Metigoshe Recreation Service District	485,400
Abercrombie	300,875	Williston	1,124,000
Grandin	97,042	Rolette	102,000
Taylor	59,872	Hebron	122,890
Fargo	10,723,277	Hankinson	1,457,760
Grand Forks	<u>2,650,804</u>	Harvey	69,281
	16,595,054	Oakes	<u>106,076</u>
			20,963,280
<b>Subpart 8</b>	<b>1999</b>		
Fargo	210,000		
Gackle	118,020		
Hillsboro	360,000		
Kindred	1,113,522		
Wimbledon	74,738		
Jamestown	747,990		
Lisbon	87,025		
Stanley	102,413		
Buffalo	213,667		
Buxton	77,000		
Hankinson	88,000		
Jamestown	<u>454,641</u>		
	3,647,016		
<b>Subpart 9</b>	<b>2000</b>		
Abercrombie	20,064		
Hankinson	84,999		
Fargo	1,816,295		
Lidgerwood	89,405		
Enderlin	1,189,549		
Hunter	158,395		
Cogswell	81,960		
Mayville	1,075,000		
Ward County WRD	797,375		
Emerado	<u>406,207</u>		
	5,719,249		

<u>Borrower</u>	<u>Approved Loan Amount</u>	<u>Funded Loan Amount</u>	<u>Outstanding Loan Amount</u>
<b>Subpart 11</b>	<b>2002</b>		
Sanborn	\$ 30,694	\$ 30,694	\$ 0
Williston	1,190,559	1,190,559	0
Grand Forks	1,580,755	1,580,755	0
Grand Forks	2,274,164	2,274,164	0
Grand Forks	6,546,560	6,546,560	0
Linton	95,770	95,770	0
Mayville	3,073,811	3,073,811	0
Morton County Water Resource District	258,000	258,000	0
Wildrose	86,405	86,405	0
Mapleton	80,790	80,790	0
Wahpeton	374,065	374,065	25,000
	<u>15,591,573</u>	<u>15,591,573</u>	<u>25,000</u>
<b>Subpart 12</b>	<b>2003</b>		
Hunter	41,930	41,930	2,600
Oakes	746,350	746,350	0
Harvey	244,615	244,615	16,000
Hankinson	133,790	133,790	8,400
Mantador	50,000	50,000	3,200
Litchville	236,381	236,381	15,000
Courtenay	49,444	49,444	0
Jamestown	1,309,568	1,309,568	170,000
	<u>2,812,078</u>	<u>2,812,078</u>	<u>215,200</u>
<b>Subpart 13</b>	<b>2004</b>		
Oakes	601,500	601,500	40,000
Portland	291,164	291,164	30,000
Lidgerwood	84,416	84,416	10,000
Lincoln	397,944	397,944	0
Hillsboro	186,336	186,336	0
Warwick	32,775	32,775	4,000
West River Water and Sewer	338,007	338,007	0
	<u>1,932,142</u>	<u>1,932,142</u>	<u>84,000</u>
<b>Subpart 14</b>	<b>2005</b>		
Mapleton	335,000	335,000	0
Hazen	276,120	276,120	46,000
Enderlin	184,307	184,307	22,000
Rutland	180,841	180,841	0
Grand Forks	4,500,000	4,500,000	825,000
	<u>5,476,268</u>	<u>5,476,268</u>	<u>893,000</u>



<b><u>Borrower</u></b>	<b><u>Approved Loan Amount</u></b>	<b><u>Funded Loan Amount</u></b>	<b><u>Outstanding Loan Amount</u></b>
<b>Subpart 15</b>	<b>2006</b>		
Jamestown	\$ 1,475,346	\$ 1,475,346	\$ 359,000
Rice Lake Recreation Service District	2,813,537	2,813,537	585,000
Fargo	2,631,739	2,631,739	0
Gackle	77,824	77,824	0
Tower City	121,502	121,502	0
Bank of North Dakota	1,722,501	1,722,501	0
Portland	30,236	30,236	8,000
Wyndmere	188,146	188,146	0
Oakes	950,000	950,000	235,000
	<u>10,010,831</u>	<u>10,010,831</u>	<u>1,187,000</u>
<b>Subpart 16</b>	<b>2007</b>		
Bismarck	20,000,000	20,000,000	6,130,000
Southeast Cass Water Resource District	738,299	738,299	165,000
Lakota	414,948	414,948	31,000
Leonard	255,000	255,000	76,000
Argusville	634,606	634,606	198,000
Mayville	345,725	345,725	83,000
McVille	81,677	81,677	20,000
Jamestown	1,467,998	1,467,998	313,000
Hope	757,963	757,963	151,000
Portland	46,937	46,937	15,000
Cass Rural Water District	15,326,652	15,326,652	6,160,652
Willow City	148,174	148,174	44,000
Oakes	258,747	258,747	74,000
Nome	16,011	16,011	0
	<u>40,492,737</u>	<u>40,492,737</u>	<u>13,460,652</u>
<b>Subpart 17</b>	<b>2008</b>		
Lisbon	1,174,092	1,174,092	410,000
Harvey	210,952	210,952	41,000
Hunter	138,580	138,580	51,000
Fargo	63,657,409	63,657,409	28,455,000
Flasher	121,414	121,414	0
Hankinson	100,000	100,000	37,000
Ellendale	734,842	734,842	257,000
Fargo	1,640,000	1,640,000	640,000
Watford City	808,588	808,588	285,000
	<u>68,585,877</u>	<u>68,585,877</u>	<u>30,176,000</u>

<u>Borrower</u>		<u>Approved Loan Amount</u>	<u>Funded Loan Amount</u>	<u>Outstanding Loan Amount</u>
<b>Subpart 18</b>	<b>2009</b>			
Tappen		\$ 179,761	\$ 179,761	\$ 64,000
Casselton		1,931,688	1,931,688	755,000
Mandan		1,679,763	1,679,763	610,000
Mandan		1,000,000	1,000,000	360,000
Stutsman Rural Water District		4,603,386	4,603,386	1,650,000
Lisbon		1,247,424	1,247,424	215,000
Cavalier		487,315	487,315	160,000
Lake Metigoshe Recreation Service District		517,400	517,400	0
Velva		346,601	346,601	0
Hazen		246,919	246,919	0
Enderlin		799,172	799,172	130,000
Glenburn		784,378	784,378	170,000
Davenport		389,832	389,832	70,000
Munich		1,200,120	1,200,120	0
Edgeley		1,644,845	1,644,845	165,000
Valley City		345,241	345,241	125,000
Strasburg		1,404,743	1,404,743	155,000
		<u>18,808,588</u>	<u>18,808,588</u>	<u>4,629,000</u>
<b>Subpart 19</b>	<b>2010</b>			
Hillsboro		127,849	127,849	60,000
Drayton		1,677,066	1,677,066	57,000
Michigan		1,606,506	1,606,506	210,000
Northwood		2,306,303	2,306,303	445,000
Fargo		822,348	822,348	295,000
Wishek		185,547	185,547	76,000
Mapleton		610,964	610,964	260,000
Hankinson		569,833	569,833	240,000
Fargo		4,061,075	4,061,075	1,950,000
Hunter		143,032	143,032	80,000
Dickinson		569,354	569,354	0
Langdon		157,454	157,454	0
Kulm		54,409	54,409	26,000
		<u>12,891,740</u>	<u>12,891,740</u>	<u>3,699,000</u>
<b>Subpart 20</b>	<b>2011</b>			
Jamestown		1,140,023	1,140,023	535,000
Pembina		217,329	217,329	115,000
Wyndmere		1,664,897	1,664,897	865,000
Devils Lake		2,500,000	2,500,000	1,225,000
Minto		1,177,115	1,177,115	610,000
Fingal		519,245	519,245	195,000
Southeast Cass WRD		591,777	591,777	220,000
Forman		750,935	750,935	230,000
Hazen		178,494	178,494	92,000
		<u>8,739,815</u>	<u>8,739,815</u>	<u>4,087,000</u>

<b><u>Borrower</u></b>	<b><u>Approved Loan Amount</u></b>	<b><u>Funded Loan Amount</u></b>	<b><u>Outstanding Loan Amount</u></b>
<b>Subpart 21</b>	<b>2012</b>		
Velva	\$ 210,408	\$ 210,408	\$ 100,000
Kathryn	68,006	68,006	38,000
Maddock	1,284,300	1,284,300	230,000
Casselton	765,923	765,923	0
Dunn Center	200,000	200,000	0
Des Lacs	97,403	97,403	54,000
Clifford	46,228	46,228	26,000
Medina	238,028	238,028	38,000
	<u>2,910,296</u>	<u>2,910,296</u>	<u>486,000</u>
<b>Subpart 22</b>	<b>2013</b>		
Burleigh County WRD	244,653	244,653	140,000
Rolla	1,755,604	1,755,604	1,010,000
Lisbon	469,752	469,752	270,000
Ray	2,533,536	2,533,536	635,000
Wyndmere	205,773	205,773	0
Jamestown	822,306	822,306	500,000
Dickinson	38,924,961	38,924,961	22,745,000
Casselton	3,246,585	3,246,585	1,960,000
Lehr	219,482	219,482	63,000
Mandan	2,066,118	2,066,118	1,250,000
	<u>50,488,770</u>	<u>50,488,770</u>	<u>28,573,000</u>
<b>Subpart 23</b>	<b>2014</b>		
Douglas	67,866	67,866	40,000
Jamestown	11,100,950	11,100,950	7,310,000
Berthold	1,248,288	1,248,288	500,000
Bowbells	685,005	685,005	325,000
Noonan	237,000	237,000	155,000
Enderlin	365,500	365,500	240,000
Page	182,867	182,867	120,000
Beulah	586,800	586,800	370,000
Washburn	2,922,696	2,922,696	1,885,000
Mandan	1,681,280	1,681,280	1,050,000
Dickinson	37,252,730	37,252,730	24,275,000
Grenora	416,147	416,147	234,000
Williston	113,151,288	113,151,288	82,020,000
Ryder	189,109	189,109	117,000
	<u>170,087,526</u>	<u>170,087,526</u>	<u>118,641,000</u>

<u>Borrower</u>		<u>Approved Loan Amount</u>	<u>Funded Loan Amount</u>	<u>Outstanding Loan Amount</u>
<b>Subpart 24</b>	<b>2015</b>			
Watford City		\$ 18,718,523	\$ 18,718,523	\$ 15,490,000
Mandan		4,481,824	4,481,824	3,130,000
Tioga		2,500,000	2,500,000	1,375,000
Marion		97,732	97,732	60,000
Harvey		830,477	830,477	580,000
Ward County WRD		2,755,128	2,755,128	1,925,000
Granville		139,939	139,939	100,000
Grafton		497,760	497,760	405,000
Watford City		10,407,619	10,407,619	8,825,000
		<u>40,429,002</u>	<u>40,429,002</u>	<u>31,890,000</u>
<b>Subpart 25</b>	<b>2016</b>			
Oberon		191,552	191,552	157,000
Jamestown		522,119	522,119	400,000
Dwight		50,700	50,700	44,000
Makoti		57,450	57,450	42,000
LaMoure		1,315,894	1,315,894	760,000
Hebron		911,000	911,000	470,000
Arnegard		380,000	380,000	0
		<u>3,428,715</u>	<u>3,428,715</u>	<u>1,873,000</u>
<b>Subpart 26</b>	<b>2017</b>			
Horace		992,648	992,648	730,000
Colfax		519,633	519,633	446,000
Beulah		441,097	441,097	325,000
Gardner		26,710	26,710	0
Noonan		646,716	646,716	335,000
Oakes		1,005,000	1,005,000	840,000
Larimore		1,119,683	1,119,683	376,000
Oakes		230,121	230,121	198,000
Cavalier		998,000	879,373	539,599
Horace		3,192,000	1,728,152	1,046,152
Mayville		1,556,000	1,556,000	1,300,000
		<u>10,727,608</u>	<u>9,145,133</u>	<u>6,135,751</u>

<u>Borrower</u>	<u>Approved Loan Amount</u>	<u>Funded Loan Amount</u>	<u>Outstanding Loan Amount</u>
<b>Subpart 27</b>	<b>2018</b>		
Carrington	323,291	323,291	282,000
Lidgerwood	100,000	47,537	27,537
Wahpeton	1,041,682	1,041,682	870,000
Pick City	275,522	275,522	163,000
Petersburg	787,979	787,979	725,000
Jamestown	4,800,000	3,727,028	2,697,028
Garrison Diversion Conservancy District	5,000,000	1,047,507	881,458
Argusville	712,575	712,575	635,000
Beulah	407,315	407,315	368,000
Jamestown	597,583	597,583	485,000
Lisbon	934,061	934,061	760,000
Arnegard	2,297,225	2,297,225	1,500,000
Minot	6,433,406	6,433,406	5,335,000
Minot	12,282,000	9,914,457	8,457,457
Horace	422,000	422,000	265,000
Grand Forks	9,000,000	9,000,000	8,090,000
Fargo	20,229,000	17,286,912	17,286,912
Arthur	115,263	115,263	60,000
Fargo	126,500,000	101,954,390	101,954,390
	192,258,902	157,325,733	150,842,782
<b>Subpart 28</b>	<b>2019</b>		
Wahpeton	1,381,642	1,381,642	1,245,000
Walcott	456,235	456,235	429,000
Rutland	131,478	131,478	105,000
Kindred	3,900,000	3,705,000	3,230,000
Valley City	395,851	395,851	330,000
Dickinson	2,145,166	2,145,166	1,975,000
Fargo	500,000	500,000	475,000
Fargo	10,500,000	8,834,200	8,309,200
Grand Forks	1,228,485	1,228,485	1,130,000
	20,638,857	18,778,057	17,228,200
<b>Subpart 29</b>	<b>2020</b>		
Wing	620,834	620,834	231,000
Wyndmere	4,365,000	3,678,523	3,465,273
Wildrose	2,455,268	2,455,268	1,525,268
Center	880,000	792,716	745,716
Buxton	721,716	721,716	700,000
Dunn Center	3,195,000	2,804,918	1,904,918
Stanton	650,000	617,500	592,500
Dickinson	1,291,469	1,291,469	1,225,000
	14,179,287	12,982,944	10,389,675

<b><u>Borrower</u></b>		<b><u>Approved Loan Amount</u></b>	<b><u>Funded Loan Amount</u></b>	<b><u>Outstanding Loan Amount</u></b>
<b>Subpart 30</b>	<b>2021</b>			
Bismarck		5,000,000	5,000,000	4,705,000
Jamestown		3,170,000	1,498,034	1,418,034
Valley City		675,000	457,151	397,151
Northwood		7,000,000	839,717	839,717
Stanley		165,000	165,000	151,000
New Salem		1,042,000	1,042,000	1,015,000
Cavalier		450,000	178,829	44,707
Wahpeton		4,500,000	2,850,000	2,756,000
Hankinson		98,000	97,933	97,933
		<u>22,100,000</u>	<u>12,128,664</u>	<u>11,424,542</u>
<b>Subpart 31</b>	<b>2022</b>			
Fargo		259,000	209,957	209,957
Fargo		4,361,000	2,272,917	2,272,917
Hebron		120,000	75,084	70,084
Wahpeton		1,964,000	858,246	292,346
Portland		430,000	125,626	125,626
Valley City		859,000	816,050	782,050
Forman		550,000	550,000	550,000
Strasburg		1,326,000	422,371	105,593
Wilton		1,319,000	52,715	52,715
Fargo		51,634,000	1,272,652	1,272,652
Tower City		585,000	389,931	389,931
		<u>63,407,000</u>	<u>7,045,549</u>	<u>6,123,871</u>
<b>Total</b>		<u>\$ 903,450,416</u>	<u>\$ 797,544,842</u>	<u>\$ 442,063,673</u>

# Drinking Water State Revolving Fund Program

## Part H

<u>Borrower</u>		<u>Approved and Funded Loan Amount</u>
<b>Subpart 1</b>	<b>1999</b>	
Wahpeton	\$	345,715
Park River		261,000
New Rockford		281,102
Sawyer		136,000
Walsh Rural Water District		3,000,000
Tioga		44,004
Williston		3,901,331
St. John		<u>399,388</u>
		8,368,540
<b>Subpart 2</b>	<b>2000</b>	
Grand Forks		11,542,236
Lisbon		912,115
Stutsman Rural Water Users		666,168
State Water Commission		1,500,000
Cooperstown		300,000
Harwood		866,514
Mayville		<u>1,025,000</u>
		16,812,033
<b>Subpart 3</b>	<b>2001</b>	
Hankinson		405,000
Finley		2,479,994
Enderlin		195,000
Valley City		1,444,139
Grand Forks		10,050,000
Oxbow		475,657
Lisbon		460,381
Nome		22,465
Southeast Water Users		<u>60,000</u>
		15,592,636

<u>Borrower</u>	<u>Approved Loan Amount</u>	<u>Funded Loan Amount</u>	<u>Outstanding Loan Amount</u>
<b>Subpart 4</b>	<b>2002</b>		
Lisbon	\$ 413,522	\$ 413,522	\$ 0
Harvey	427,076	427,076	0
Grafton	285,616	285,616	0
Mandan	4,197,565	4,197,565	0
Ramsey County WRD	3,482,000	3,482,000	0
Enderlin	87,500	87,500	0
Linton	563,063	563,063	0
Cleveland	206,406	206,406	0
Langdon	522,796	522,796	0
Drayton	132,362	132,362	0
Larimore	1,991,805	1,991,805	0
Wahpeton	1,890,000	1,890,000	126,000
Grafton	1,130,229	1,130,229	75,000
	<u>15,329,940</u>	<u>15,329,940</u>	<u>201,000</u>
<b>Subpart 5</b>	<b>2003</b>		
Southeast Water District	1,446,906	1,446,906	0
Grand Forks - Traill Water District	3,991,780	3,991,780	0
North Valley Water District	4,138,000	4,138,000	0
Williston	3,693,344	3,693,344	230,000
Barnes Rural Water District	816,000	816,000	50,000
Argusville	360,718	360,718	0
Casselton	1,272,000	1,272,000	0
Aneta	171,340	171,340	11,000
Stutsman Rural Water District	201,651	201,651	0
	<u>16,091,739</u>	<u>16,091,739</u>	<u>291,000</u>
<b>Subpart 6</b>	<b>2004</b>		
Oakes	147,652	147,652	10,000
Cass Rural Water District	1,890,923	1,890,923	340,000
Lisbon	410,000	410,000	28,000
Leeds	179,000	179,000	10,000
Hazen	1,000,000	1,000,000	120,000
Tioga	418,727	418,727	0
Lincoln	307,681	307,681	53,000
Lincoln	447,000	447,000	0
Abercrombie	244,002	244,002	31,000
Williams County Rural Water	1,500,000	1,500,000	195,000
Harvey	676,556	676,556	45,000
Williston	5,000,000	5,000,000	0
Noonan	39,602	39,602	7,500
Williston	17,593,143	17,593,143	4,260,000
Jamestown	2,534,604	2,534,604	460,000
	<u>32,388,890</u>	<u>32,388,890</u>	<u>5,559,500</u>



<b><u>Borrower</u></b>	<b><u>Approved Loan Amount</u></b>	<b><u>Funded Loan Amount</u></b>	<b><u>Outstanding Loan Amount</u></b>
<b>Subpart 7</b>	<b>2005</b>		
Argusville	\$ 217,304	\$ 217,304	\$ 28,000
Park River	746,100	746,100	140,000
Mapleton	83,754	83,754	0
Bottineau	750,000	750,000	0
Southeast Water Users District	808,411	808,411	150,000
	<u>2,605,569</u>	<u>2,605,569</u>	<u>318,000</u>
<b>Subpart 8</b>	<b>2006</b>		
Walcott	159,112	159,112	30,000
Stutsman Rural Water District	1,164,020	1,164,020	0
Wildrose	52,291	52,291	0
Velva	1,616,123	1,616,123	0
Cooperstown	309,634	309,634	50,000
Riverdale	762,138	762,138	125,000
Pick City	223,328	223,328	52,000
Braddock	16,610	16,610	0
Center	358,800	358,800	70,000
Page	95,975	95,975	24,000
Harvey	91,581	91,581	22,000
Hillsboro	1,151,563	1,151,563	0
Washburn	1,870,633	1,870,633	355,000
Southeast Water Users District	4,655,000	4,655,000	1,123,000
Portal	50,000	50,000	0
Park River	517,600	517,600	135,000
Central Plains Water District	1,661,967	1,661,967	0
Columbus	57,000	57,000	0
Southeast Water Users District	186,902	186,902	45,000
	<u>15,000,277</u>	<u>15,000,277</u>	<u>2,031,000</u>
<b>Subpart 9</b>	<b>2007</b>		
McLean-Sheridan Rural Water	519,104	519,104	154,000
Walsh Rural Water District	1,796,902	1,796,902	0
North Prairie Water District	5,700,000	5,700,000	1,530,000
Mayville	324,341	324,341	80,000
Southeast Water Users District	5,418,000	5,418,000	770,000
South Central Regional Water	8,000,000	8,000,000	2,382,000
Jamestown	2,076,816	2,076,816	520,000
Devils Lake	3,800,000	3,800,000	0
North Valley Water District	2,617,000	2,617,000	0
Christine	219,015	219,015	67,000
Grand Forks Traill Water District	1,200,000	1,200,000	305,000
All Seasons Water Users District	211,950	211,950	62,000
	<u>31,883,128</u>	<u>31,883,128</u>	<u>5,870,000</u>

<b><u>Borrower</u></b>	<b><u>Approved Loan Amount</u></b>	<b><u>Funded Loan Amount</u></b>	<b><u>Outstanding Loan Amount</u></b>
<b>Subpart 10</b>	<b>2008</b>		
Southeast Water Users District	\$ 595,000	\$ 595,000	\$ 178,000
Hazleton	245,120	245,120	49,000
Lisbon	757,220	757,220	245,000
Mapleton	1,149,088	1,149,088	0
Mandan	4,511,900	4,511,900	1,620,000
Fargo	2,500,000	2,500,000	795,000
Cass Rural Water District	1,376,605	1,376,605	525,000
Fargo	14,110,422	14,110,422	4,355,000
Tri-County Water District	363,289	363,289	123,000
Lakota	199,802	199,802	0
Crosby	551,488	551,488	0
Hankinson	95,000	95,000	34,000
Hannaford	53,748	53,748	17,000
South Central Regional Water	4,000,000	4,000,000	1,445,000
Ray	1,452,760	1,452,760	205,000
Parshall	3,610,500	3,610,500	1,705,000
Mandan	7,972,283	7,972,283	2,970,000
Leeds	37,076	37,076	12,000
	<u>43,581,301</u>	<u>43,581,301</u>	<u>14,278,000</u>

<b>Subpart 11</b>	<b>2009</b>		
Traill Rural Water District	3,396,880	3,396,880	0
Carrington	240,117	240,117	0
Lisbon	305,787	305,787	110,000
Watford City	347,464	347,464	0
Bismarck	16,320,000	16,320,000	6,395,000
Lisbon	1,613,726	1,613,726	655,000
Ray	864,000	864,000	0
Southeast Water Users District	1,128,358	1,128,358	475,000
Southeast Water Users District	841,774	841,774	395,000
Barnes Rural Water District	2,050,000	2,050,000	575,000
Velva	373,579	373,579	150,000
All Seasons Water Users District	154,433	154,433	60,000
Wimbledon	258,353	258,353	98,000
Hope	175,000	175,000	55,000
Enderlin	2,196,790	2,196,790	870,000
Garrison	158,222	158,222	0
Wildrose	1,503,094	1,503,094	0
Karlsruhe	791,415	791,415	56,000
Strasburg	2,060,678	2,060,678	160,000
	<u>34,779,670</u>	<u>34,779,670</u>	<u>10,054,000</u>

<b><u>Borrower</u></b>	<b><u>Approved Loan Amount</u></b>	<b><u>Funded Loan Amount</u></b>	<b><u>Outstanding Loan Amount</u></b>
<b>Subpart 12</b>	<b>2010</b>		
Hillsboro	\$ 289,376	\$ 289,376	\$ 115,000
Washburn	4,023,646	4,023,646	735,000
South Central Regional WD	4,600,000	4,600,000	2,165,000
BDW Water Systems	2,309,158	2,309,158	0
State Line Water Coop	147,781	147,781	0
Valley City	4,646,000	4,646,000	755,000
Hillsboro	1,310,679	1,310,679	375,000
Mandan	6,923,867	6,923,867	3,300,000
Kenmare	403,579	403,579	155,000
Buffalo	98,922	98,922	45,000
Jamestown	5,525,008	5,525,008	2,305,000
Kulm	25,300	25,300	13,000
	<u>30,303,316</u>	<u>30,303,316</u>	<u>9,963,000</u>
<b>Subpart 13</b>	<b>2011</b>		
Pembina	1,743,743	1,743,743	950,000
Linton	224,800	224,800	117,000
Page	90,597	90,597	47,000
Cooperstown	700,235	700,235	345,000
Sawyer	308,708	308,708	160,000
Bowbells	2,145,000	2,145,000	610,000
McKenzie County WRD	8,200,000	8,200,000	3,190,000
Kenmare	892,039	892,039	425,000
	<u>14,305,122</u>	<u>14,305,122</u>	<u>5,844,000</u>
<b>Subpart 14</b>	<b>2012</b>		
Ray	2,500,000	2,500,000	0
Minnewaukan	1,535,189	1,535,189	0
R & T Water Supply Commerce	9,349,789	9,349,789	4,485,000
Garrison Rural Water District	720,000	720,000	365,000
Southeast Water Users District	1,603,656	1,603,656	475,000
Sherwood	82,475	82,475	46,000
Granville	209,990	209,990	105,000
	<u>16,001,099</u>	<u>16,001,099</u>	<u>5,476,000</u>
<b>Subpart 15</b>	<b>2013</b>		
Hillsboro	2,623,344	2,623,344	980,000
Ross	1,740,267	1,740,267	445,000
Max	292,062	292,062	180,000
Fargo	98,000,000	98,000,000	89,875,000
Cooperstown	314,393	314,393	180,000
	<u>102,970,066</u>	<u>102,970,066</u>	<u>91,660,000</u>

<u>Borrower</u>		<u>Approved Loan Amount</u>	<u>Funded Loan Amount</u>	<u>Outstanding Loan Amount</u>
<b>Subpart 16</b>	<b>2014</b>			
Westhope	\$	926,447	\$ 926,447	\$ 270,000
Grafton		2,200,757	2,200,757	1,375,000
Cooperstown		200,733	200,733	86,000
Stutsman Rural Water District		7,630,004	7,630,004	3,890,000
McLean-Sheridan Rural Water		1,350,000	1,350,000	1,120,000
Mandan		641,683	641,683	390,000
Fairmount		121,759	121,759	79,000
Noonan		282,130	282,130	185,000
Leeds		317,106	317,106	205,000
Columbus		387,828	387,828	100,000
Washburn		1,391,331	1,391,331	945,000
Jamestown		3,572,603	3,572,603	2,260,000
Grenora		383,853	383,853	199,000
Carrington		1,459,704	1,459,704	960,000
Ray		1,670,000	1,670,000	195,000
Barnes Rural Water District		2,063,033	2,063,033	1,450,000
		<u>24,598,971</u>	<u>24,598,971</u>	<u>13,709,000</u>
<b>Subpart 17</b>	<b>2015</b>			
Cass Rural Water District		3,000,000	3,000,000	2,150,000
Jamestown		794,159	794,159	515,000
Garrison		1,821,023	1,821,023	1,275,000
Gwinner		2,882,111	2,882,111	1,225,000
Sheyenne		77,362	77,362	55,000
Lehr		79,065	79,065	21,500
		<u>8,653,720</u>	<u>8,653,720</u>	<u>5,241,500</u>
<b>Subpart 18</b>	<b>2016</b>			
Tri-County Water District		727,655	727,655	355,000
New Rockford		270,000	270,000	191,000
Enderlin		340,000	340,000	235,000
Cooperstown		369,283	369,283	294,000
Robinson		129,723	129,723	26,000
South Central Regional Water District		3,125,000	3,125,000	2,670,000
New Town		5,000,000	5,000,000	2,935,000
Hebron		2,834,223	2,834,223	1,055,000
Stutsman Rural Water District		1,582,373	1,582,373	1,340,000
Flaxton		95,000	95,000	0
North Prairie Water District		1,021,590	1,021,590	860,000
		<u>15,494,847</u>	<u>15,494,847</u>	<u>9,961,000</u>

<b><u>Borrower</u></b>	<b><u>Approved Loan Amount</u></b>	<b><u>Funded Loan Amount</u></b>	<b><u>Outstanding Loan Amount</u></b>
<b>Subpart 19</b>	<b>2017</b>		
Pick City	1,032,980	1,032,980	345,000
Southeast Water Users District	5,925,000	5,925,000	5,375,000
Makoti	362,450	362,450	117,000
Grand Forks	66,000,000	66,000,000	62,705,000
Gardner	244,374	244,374	196,000
Jamestown	1,123,587	1,123,587	840,000
Jamestown	539,511	539,511	340,000
Maxbass	437,973	437,973	117,000
Williams Rural Water District	5,000,000	5,000,000	3,900,000
Northeast Regional Water District	2,978,890	2,978,890	2,235,000
Sherwood	126,587	126,587	92,000
R & T Water Supply Commerce Auth	5,000,000	5,000,000	3,900,000
Horace	479,216	479,216	380,000
Trill Rural Water District	3,206,464	3,206,464	2,590,000
Oakes	4,043,000	4,043,000	3,250,000
Ross	947,758	947,758	207,000
Aneta	80,000	80,000	65,000
Kindred	584,663	584,663	505,000
Mandan	1,327,453	1,327,453	1,040,000
Mayville	720,000	720,000	620,000
	<u>100,159,906</u>	<u>100,159,906</u>	<u>88,819,000</u>
<b>Subpart 20</b>	<b>2018</b>		
Beulah	207,774	207,774	144,000
Mandan	820,281	820,281	645,000
Wahpeton	443,387	443,387	395,000
North Prairie Water District	416,248	416,248	377,000
Argusville	263,396	263,396	235,000
Casselton	901,025	901,025	775,000
Mohall	610,000	610,000	485,000
Lisbon	130,866	130,866	107,000
Towner	80,822	80,822	0
Fessenden	1,037,555	1,037,555	865,000
North Prairie Water District	347,782	347,782	306,000
Walsh Rural Water District	507,653	507,653	445,000
Cass Rural Water District	1,700,000	1,700,000	750,000
Central Plains Water District	4,925,000	4,925,000	4,300,000
Arnegard	1,752,977	1,752,977	1,570,000
Barnes	2,052,000	2,052,000	1,840,000
Minot	1,734,000	1,323,604	1,114,604
Northeast Rural Water District	3,118,000	2,970,000	2,820,000
Northeast Rural Water District	2,460,000	2,460,000	2,145,000
McLean-Sheridan Water District	965,898	965,898	360,000
Mercer	761,690	761,690	165,000
Tri-County Water District	1,050,000	1,050,000	870,000
Rugby	266,904	266,904	132,000
Larimore	119,500	119,500	87,000
Cando	2,044,000	2,044,000	1,700,000
Western Area Water Supply	16,500,000	14,168,381	12,493,381
Mandan	1,848,463	1,848,463	1,605,000
Jamestown	1,445,734	1,445,734	1,190,000
East Central Rural Water District	1,750,000	1,750,000	1,575,000
	<u>50,260,955</u>	<u>47,370,940</u>	<u>39,495,985</u>

<b><u>Borrower</u></b>	<b><u>Approved Loan Amount</u></b>	<b><u>Funded Loan Amount</u></b>	<b><u>Outstanding Loan Amount</u></b>
<b>Subpart 21</b>	<b>2019</b>		
Stutsman Rural Water District	723,450	723,450	640,000
North Prairie Rural Water District	3,327,185	3,327,185	2,985,000
Lisbon	602,066	602,066	52,000
Fargo	23,950,000	11,200,625	11,200,625
Glenburn	422,479	422,479	382,000
Wahpeton	618,358	618,358	555,000
Carson	1,451,583	1,451,583	330,000
Cass Rural Water Users District	2,319,248	2,319,248	2,015,000
Cavalier	4,845,000	2,327,899	806,370
All Season Water Users District	1,738,000	133,457	33,364
Lincoln	836,000	836,000	730,000
Riverdale	2,161,000	2,161,000	155,000
	<u>42,994,369</u>	<u>26,123,350</u>	<u>19,884,359</u>

<b><u>Borrower</u></b>	<b><u>Approved Loan Amount</u></b>	<b><u>Funded Loan Amount</u></b>	<b><u>Outstanding Loan Amount</u></b>
<b>Subpart 22</b>	<b>2020</b>		
Stutsman Rural Water District	896,014	896,014	825,000
Dakota Rural Water District	2,176,000	1,898,531	1,818,531
McLean Sheridan Rural Water Distric	4,660,000	3,191,676	3,191,676
Enderlin	1,200,000	897,969	807,969
Carrington	4,975,000	4,975,000	4,595,000
Mapleton	1,041,995	1,041,995	971,995
Jamestown	1,951,145	1,951,145	1,790,000
Stutsman Rural Water District	3,027,000	3,027,000	2,795,000
Agassiz Water Users District	919,906	919,906	865,000
Wyndmere	1,196,000	1,143,857	1,035,299
Tri-County Water District	1,610,000	1,416,421	1,281,421
Missouri West Water System	621,208	621,208	590,000
Center	150,000	142,500	130,500
Dunn Center	2,448,000	776,706	658,706
Bismarck	6,877,277	6,877,277	5,487,277
Western Area Water System Associat	16,500,000	7,503,139	7,098,139
Mohall	391,000	391,000	360,000
Beach	1,511,787	1,511,787	358,000
	<u>52,152,332</u>	<u>39,183,131</u>	<u>34,659,513</u>

<b><u>Borrower</u></b>	<b><u>Approved Loan Amount</u></b>	<b><u>Funded Loan Amount</u></b>	<b><u>Outstanding Loan Amount</u></b>
<b>Subpart 23</b>	<b>2021</b>		
Sykeston	411,000	343,840	333,840
Aneta	204,582	204,582	189,000
North Prairie Rural Water District	453,000	432,536	97,384
Lakota	456,720	456,720	445,000
Mandan	7,255,000	5,098,135	4,798,135
North Prairie Rural WD - Mountrail	3,825,000	671,704	671,704
Valley City	300,000	217,741	192,741
NorthPrairie Regional WD	1,151,000	763,854	732,854
Cooperstown	800,000	551,973	531,973
Jamestown	1,808,000	1,808,000	1,230,000
Stanley	400,000	400,000	367,000
New Salem	1,042,000	1,042,000	1,015,000
Coleharbor	880,000	624,049	156,011
Horace	2,740,000	1,310,589	1,195,589
East Central Regional WD	1,341,210	1,341,210	1,341,210
Hankinson	42,000	42,000	42,000
Flaxton	993,000	277,168	23,717
	<u>24,102,512</u>	<u>15,586,101</u>	<u>13,363,158</u>
<b>Subpart 24</b>	<b>2022</b>		
Jamestown	1,402,300	1,344,000	1,281,700
Davenport	527,000	371,647	354,647
Jamestown	1,799,477	1,799,477	313,477
Wahpeton	1,103,000	540,698	540,698
McLean Sheidan Rural WD	1,015,000	405,102	405,102
Valley City	180,000	171,000	171,000
Barnes Rural WD	806,000	717,440	717,440
Bismarck	1,500,000	523,679	30,332
Forman	871,000	871,000	871,000
Bowbells	218,000	28,156	28,156
Wilton	1,688,000	53,168	53,168
Wing	2,337,000	822,451	205,612
Tri County WD	1,064,432	1,064,432	1,064,432
Cass Rural WUD	2,500,000	104,497	104,497
Riverdale	600,000	87,621	87,621
Upper Souris	1,274,000	51,340	51,340
	<u>18,885,209</u>	<u>8,955,708</u>	<u>6,280,222</u>
<b>Total</b>	<b>\$ <u>733,316,147</u></b>	<b>\$ <u>682,140,000</u></b>	<b>\$ <u>382,959,237</u></b>

## Industrial Development Bond Program Loans

### Part I

<u>Borrower</u>		<u>Funded Loan Amount</u>	<u>Outstanding Loan Amount</u>
<b>Subpart 1</b>	<b>2006</b>		
Prairie Gold Real Estate, LLC		\$ <u>1,360,000</u>	\$ <u>650,000</u>
<b>Subpart 2</b>	<b>2008</b>		
ND Natural Beef, LLC		<u>2,000,000</u>	<u>0</u>
<b>Subpart 3</b>	<b>2009</b>		
Giant Snacks Inc.		1,500,000	0
ND Natural Beef, LLC		<u>65,269</u>	<u>0</u>
		1,565,269	0
<b>Total</b>		\$ <u><u>4,925,269</u></u>	\$ <u><u>650,000</u></u>



## Direct Loans

### Part J

<u>Borrower</u>	<u>Original Loan Amount</u>	<u>Borrower</u>	<u>Original Loan Amount</u>
<b>Subpart 1</b> <b>1992</b>		<b>Subpart 9</b> <b>2001</b>	
Ft. Clark Irrigation	\$ <u>20,750</u>	Fort Pembina Airport Authority	\$ 117,000
<b>Subpart 2</b> <b>1993</b>		Sims PSD	<u>100,000</u>
Solen	<u>9,000</u>		217,000
<b>Subpart 3</b> <b>1995</b>		<b>Subpart 10</b> <b>2002</b>	
Plaza PSD	16,000	Kulm	21,360
Mooreton	30,000	Southeast Water Users	640,000
Garrison PSD	110,000	Solen PSD	<u>200,000</u>
Beulah Airport Authority	<u>35,000</u>		861,360
	191,000	<b>Subpart 11</b> <b>2003</b>	
<b>Subpart 4</b> <b>1996</b>		Solen PSD	200,000
Christine	27,000	Trail County Rural Water Users	50,000
McHenry	24,000	St. John	<u>85,000</u>
Sims PSD	<u>17,000</u>		335,000
	68,000	<b>Subpart 12</b> <b>2004</b>	
<b>Subpart 5</b> <b>1997</b>		Solen PSD	200,000
Ward County	80,000	New Town PSD	<u>60,000</u>
Trail County Rural Water Users	40,000		260,000
Christine	17,500	<b>Subpart 13</b> <b>2005</b>	
Manvel	<u>28,000</u>	Enderlin	92,000
	165,500	Columbus	57,000
<b>Subpart 6</b> <b>1998</b>		Solen PSD	200,000
Berthold	45,000	Gackle	75,000
Page	60,000	Portal	185,000
Ransom Sargent Water Users	87,000	Surrey Township	<u>42,500</u>
Upper Souris Water Users Association	75,000		631,500
Hannaford	<u>20,000</u>	<b>Subpart 14</b> <b>2006</b>	
	287,000	Solen PSD	<u>200,000</u>
<b>Subpart 7</b> <b>1999</b>		<b>Subpart 15</b> <b>2007</b>	
Forest River	<u>50,000</u>	Emerado	<u>186,288</u>
<b>Subpart 8</b> <b>2000</b>		<b>Subpart 16</b> <b>2008</b>	
New Town PSD	500,000	Sterling PSD	100,000
Sanborn	13,500	Cass Rural Water District	330,000
Havana	<u>120,000</u>	Watford City	405,000
	633,500	Casselton	<u>685,000</u>
			1,520,000

<u>Borrower</u>	<u>Original Loan Amount</u>
<b>Subpart 17      2009</b>	
Northwood PSD	\$ 1,500,000
Hazen	215,000
Solen PSD	<u>390,000</u>
	2,105,000
<b>Subpart 18      2010</b>	
Drayton	405,000
Drayton	<u>278,000</u>
	683,000
<b>Subpart 19      2012</b>	
Fessenden	44,000
Rolla	265,000
Sheldon	<u>63,413</u>
	372,413

<u>Borrower</u>	<u>Funded Loan Amount</u>	<u>Outstanding Loan Amount</u>
<b>Subpart 20</b>	<b>2013</b>	
Noonan	\$ 115,290	\$ 0
Noonan	400,000	0
Rolla	190,000	0
Benedict	126,500	71,000
McHenry County	<u>1,777,500</u>	<u>0</u>
	2,609,290	71,000
<b>Subpart 21</b>	<b>2014</b>	
Traill Rural Water District	200,500	0
Berthold	450,000	0
Leeds	70,000	0
Colfax	<u>40,000</u>	<u>0</u>
	760,500	0
<b>Subpart 22</b>	<b>2015</b>	
Grafton	<u>150,000</u>	<u>0</u>
<b>Subpart 23</b>	<b>2017</b>	
Rolla	750,000	0
Wing	<u>120,000</u>	<u>0</u>
	870,000	0
<b>Subpart 24</b>	<b>2018</b>	
Jamestown Regional Airport Authority	700,000	595,000
Jamestown Regional Airport Authority	<u>126,500</u>	<u>26,000</u>
	826,500	621,000
<b>Subpart 25</b>	<b>2019</b>	
Rolette County Housing Authority	<u>160,000</u>	<u>120,000</u>
<b>Subpart 26</b>	<b>2020</b>	
Morton County	<u>500,000</u>	<u>500,000</u>
<b>Subpart 27</b>	<b>2021</b>	
Missouri Ridge Township	<u>650,000</u>	<u>610,000</u>
<b>Total Direct Loans</b>	<u>\$ 15,342,601</u>	<u>\$ 1,922,000</u>

**NORTH DAKOTA PUBLIC FINANCE AUTHORITY  
BONDS ISSUED 1977 THROUGH 2022**

<b>Part A</b>	<b>1997 General Bond Resolution</b>	<b>Initial Bond Amount</b>	<b>Part F Cont.</b>	<b>Initial Bond Amount</b>
1977 Series A		\$ 15,000,000	1991 Series A	225,000
1979 Series A		16,590,000	1991 Series B	1,300,000
1983 Series A		<u>11,600,000</u>	1991 Series C	410,000
Subtotal		43,190,000	1991 Series D	560,000
			1991 Series E	265,000
<b>Part B</b>	<b>Local Government Assistance Program</b>		1991 Series F	345,000
			1991 Series G	380,000
1985 Series A		<u>35,290,000</u>	1991 Series H	280,000
			1991 Series I	2,460,000
<b>Part C</b>	<b>Insured Water Revenue Bonds</b>		1992 Series A	565,000
			1992 Series B	820,000
1989 Series A		11,650,000	1992 Series C	2,650,000
1989 Series B		<u>1,410,000</u>	1992 Series D	115,000
Subtotal		13,060,000	1992 Series E	1,870,000
			1992 Series F	3,260,000
<b>Part D</b>	<b>Government Assistance Program</b>		1992 Series G	290,000
			1992 Series H	395,000
1990 Series A		765,000	1992 Series I	535,000
1990 Series B		<u>1,241,704</u>	1992 Series J	2,500,000
Subtotal		2,006,704	1992 Series K	535,000
			1993 Series A	150,000
<b>Part E</b>	<b>Taxable Insured Water System Refunding Bonds</b>		1993 Series B	880,000
			1993 Series C	1,975,000
1999 Series A		8,875,000	1993 Series D	1,465,000
1999 Series B		<u>1,410,000</u>	1993 Series E	505,000
Subtotal		10,285,000	1993 Series F	2,930,000
			1994 Series A	5,335,000
<b>Part F</b>	<b>Capital Financing Program</b>		1994 Series B	525,000
			1994 Series C	445,000
1990 Series A		400,000	1995 Series A	1,700,000
1990 Series B		185,000	1995 Series B	425,000
1990 Series C		95,000	1995 Series C	380,000
1990 Series D		155,000	1996 Series A	500,000
1990 Series E		680,000	1996 Series B	930,000
1990 Series F		100,000	1996 Series C	1,585,000
1990 Series G		250,000	1996 Series D	350,000
1990 Series H		220,000	1997 Series A	540,000
1990 Series I		230,000	1997 Series B	3,350,000
1990 Series J		140,000	1997 Series C	300,000
1990 Series K		85,000	1997 Series D	1,750,000
1990 Series L		770,000	1997 Series E	4,705,000
1990 Series M		70,000	1997 Series F	375,000
1990 Series N		35,000	1997 Series G	1,050,000
1990 Series O		335,000	1997 Series H	3,275,000
			1998 Series A	945,000
			1998 Series B	6,685,000

<b>Part F Cont.</b>	<b>Initial Bond Amount</b>	<b>Outstanding Bond Amount</b>
1998 Series C	\$ 565,000	\$ 0
1998 Series D	1,050,000	0
1998 Series E	450,000	0
1999 Series A	1,075,000	0
1999 Series B	260,000	0
1999 Series C	100,000	0
1999 Series D	1,100,000	0
1999 Series E	1,710,000	0
1999 Series F	285,000	0
2000 Series A	1,115,000	0
2000 Series B	3,100,000	0
2001 Series A	735,000	0
2002 Series A	1,700,000	0
2003 Series A	1,495,000	0
2004 Series A	880,000	0
2006 Series A	1,385,000	0
2009 Series A	2,125,000	465,000
2011 Series A	3,730,000	0
2012 Series A	9,635,000	3,545,000
2013 Series A	51,375,000	33,055,000
2014 Series A	32,840,000	21,425,000
2014 Series B	9,000,000	6,140,000
2015 Series A	1,945,000	1,060,000
2015 Series B	25,620,000	18,950,000
2015 Series C	38,280,000	32,880,000
2018 Series A	1,360,000	925,000
2019 Series A	2,515,000	1,060,000
2021 Series A	2,130,000	1,985,000
Subtotal	<u>264,125,000</u>	<u>121,490,000</u>

**Part G Capital Financing Disaster Loan Program**

2011 Series A	9,141,832	0
2012 Series A	2,892,780	0
2013 Series A	1,696,000	0
2014 Series A	675,000	0
Subtotal	<u>14,405,612</u>	<u>0</u>

		<b>Initial Bond Amount</b>	<b>Outstanding Bond Amount</b>
<b>Part H</b>	<b>State Revolving Fund Program</b>		
1990 Series A	1	5,520,000	0
1993 Series A	2,5	20,220,000	0
1995 Series A	3	6,975,000	0
1996 Series A	3	29,845,000	0
1998 Series A	5,6	35,965,000	0
2000 Series A	4	16,725,000	0
2001 Series A	7	23,725,000	0
2003 Series A	7,8	26,795,000	0
2003 Series B	9	20,455,000	0
2004 Series A	9	11,790,000	0
2005 Series A	8	36,210,000	0
2008 Series A	10	46,100,000	0
2011 Series A	11	101,210,000	0
2012 Series A		19,705,000	7,420,000
2012 Series B		17,900,000	0
2015 Series A		119,195,000	89,740,000
2016 Series A		16,405,000	10,765,000
2018 Series A		128,625,000	111,860,000
2022 Series A		<u>85,330,000</u>	<u>78,835,000</u>
Subtotal		768,695,000	298,620,000

<sup>1</sup> A portion of the proceeds of the 1993 Series A SRF Bonds was used to defease and refund the 1990 Series A SRF Bonds.

<sup>2</sup> A portion of the proceeds of the 2001 Series A SRF Bonds was used to defease and refund the 1993 and 1995 Series A SRF Bonds.

<sup>3</sup> The proceeds of the 2003 Series B SRF Bonds were used to defease and refund the 1996 Series A SRF Bonds.

<sup>4</sup> The proceeds of the 2004 Series A SRF Bonds were used to defease and refund the 2000 Series A SRF Bonds.

<sup>5</sup> A portion of the proceeds of the 2005 Series A SRF Bonds was used to defease and refund the 1993 and 1998 Series A SRF Bonds.

<sup>6</sup> A portion of the proceeds of the 2008 Series A SRF Bonds was used to defease and refund the 1998 Series A SRF Bonds.

<sup>7</sup> A portion of the proceeds of the 2011 Series A SRF Bonds was used to defease and refund the 2001 Series A and 2003 Series A SRF Bonds.

<sup>8</sup> A portion of the proceeds of the 2012 Series A SRF Bonds was used to defease and refund the 2003 Series A and 2005 Series A SRF Bonds.

<sup>9</sup> A portion of the proceeds of the 2012 Series B SRF Bonds was used to defease and refund the 2003 Series B and 2004 Series A SRF Bonds.

<sup>10</sup> The proceeds of the 2016 Series A SRF Bonds were used to defease and refund the 2008 Series A SRF Bonds.

<sup>11</sup> A portion of the proceeds of the 2022 Series A SRF Bonds was used to defease and refund the 2011 Series A SRF Bonds.

	<b>Initial Bond Amount</b>	<b>Outstanding Bond Amount</b>
--	------------------------------------	--

<b>Part I</b>	<b>Industrial Development Bond Program</b>	
---------------	--	--

2006 Series A	1,360,000	685,000
2008 Series A	2,000,000	0
2009 Series A	<u>1,500,000</u>	<u>0</u>
Subtotal	<u>4,860,000</u>	<u>685,000</u>

<b>Part J</b>	<b>Legacy Fund Infrastructure Program Bonds</b>	
---------------	---	--

2021 Series A	389,200,000	389,200,000
2022 Series A	<u>320,915,000</u>	<u>320,915,000</u>
Subtotal	<u>710,115,000</u>	<u>710,115,000</u>

Total All Bonds	<u>\$ 1,866,032,316</u>	<u>\$ 1,130,910,000</u>
-----------------	-------------------------	-------------------------