



***North Dakota Public
Finance Authority***

**2023
Annual Report**

NORTH DAKOTA PUBLIC FINANCE AUTHORITY

Industrial Commission of North Dakota

Doug Burgum
Governor
Chairman

Drew H. Wrigley
Attorney General

Doug Goehring
Agriculture Commissioner

Advisory Committee

Keith Lund
Grand Forks

Linda Svihovec
Watford City

John Phillips
Beulah

Staff

DeAnn Ament, Executive Director
(701) 426-5723
dament@nd.gov

Benita Eberts, Business Manager
(701) 328-7120
beberts@nd.gov

Karla Zander, Fiscal Officer
(701) 328-7110
kkzander@nd.gov

Office

1200 Memorial Highway, PO Box 5509
Bismarck, ND 58506-5509
Phone: (701) 328-7100
E-mail: ndpfa@nd.gov
Website: www.nd.gov/pfa

NORTH DAKOTA
PUBLIC FINANCE AUTHORITY

2023 Annual Report

CONTENTS

North Dakota Public Finance Authority.....	1
Capital Financing Program.....	2
Capital Financing Disaster Loan Program.....	4
State Revolving Fund Program.....	5
Industrial Development Bond Program.....	7
Legacy Fund Infrastructure Bond Program.....	8
Other Bonds.....	9
Biennial Debt Service Requirements.....	9
Attachment 1: Loans Made 1977 through 2023	
Part A: 1977 General Bond Resolution	1-1
Part B: Local Governmental Assistance Program (1985)	1-3
Part C: Government Assistance Program (1990)	1-3
Part D: Insured Water System Revenue Bonds (1999)	1-3
Part E: Capital Financing Program Disaster Loan Program.....	1-4
Part F: Capital Financing Program	1-5
Part G: Clean Water State Revolving Fund Program	1-10
Part H: Drinking Water State Revolving Fund Program	1-19
Part I: Industrial Development Bond Program	1-28
Part J: Direct Loans.	1-29
Attachment 2: Bonds Issued 1977 through 2023	
Part A: 1977 General Bond Resolution	2-1
Part B: Local Governmental Assistance Program	2-1
Part C: Insured Water System Revenue Bonds	2-1
Part D: Government Assistance Program	2-1
Part E: Taxable Insured Water System Refunding Bonds	2-1
Part F: Capital Financing Program	2-1
Part G: Capital Financing Disaster Loan Program	2-2
Part H: State Revolving Fund Program	2-3
Part I: Industrial Development Bond Program.....	2-4
Part J: Legacy Fund Infrastructure Bond Program.....	2-4

NORTH DAKOTA PUBLIC FINANCE AUTHORITY

The North Dakota Public Finance Authority (PFA) was established for the purpose of making loans to political subdivisions of the State through the purchase of municipal securities which, in the opinion of the Attorney General of North Dakota, are properly eligible for purchase by the PFA. Subject to credit and program requirements, a loan can be made by the PFA to a political subdivision for any purpose for which the political subdivision has the legal authority to borrow money through the issuance of municipal securities. Certain types of municipal securities issued under N.D.C.C. ch. 40-57 (MIDA bonds) may also be purchased by the PFA.

The PFA, which is under the operation, control, and management of the Industrial Commission of North Dakota, is a self-supporting state agency. The costs and expenses of operation of the PFA are financed with earnings on program assets and fees paid by participating political subdivisions.

Obligations of the PFA which are issued to provide funds to purchase municipal securities do not constitute a debt or liability of the State or a pledge of the faith or credit of the State. All obligations of the PFA are payable solely from revenues or program assets pledged or available for their payment as authorized by law. The PFA has no authority to incur any indebtedness or liability on behalf of or payable by the State.

The PFA is authorized by statute (N.D.C.C. § 6-09.4-10(1)) to establish and maintain a reserve fund for its bonds. The Legislative Assembly has made a non-binding pledge to the PFA to replenish the reserve fund if it is depleted by the default of a political subdivision. Section 6-09.4-10(4) provides that “there shall be appropriated by the legislative assembly and paid to the PFA for deposit in the reserve fund, such sum, if any, as shall be certified by the industrial commission as necessary to restore the fund to an amount equal to the required debt service reserve.” Because future Legislative Assemblies are not legally obligated or required to appropriate moneys certified as necessary by the Industrial Commission, this statutory provision is referred to as a “moral obligation.” There has never been the need to request an appropriation for the reserve fund.

Mission

To develop rural and urban North Dakota by providing political subdivisions and other qualifying organizations access to flexible and competitive financing options for their local qualifying projects.

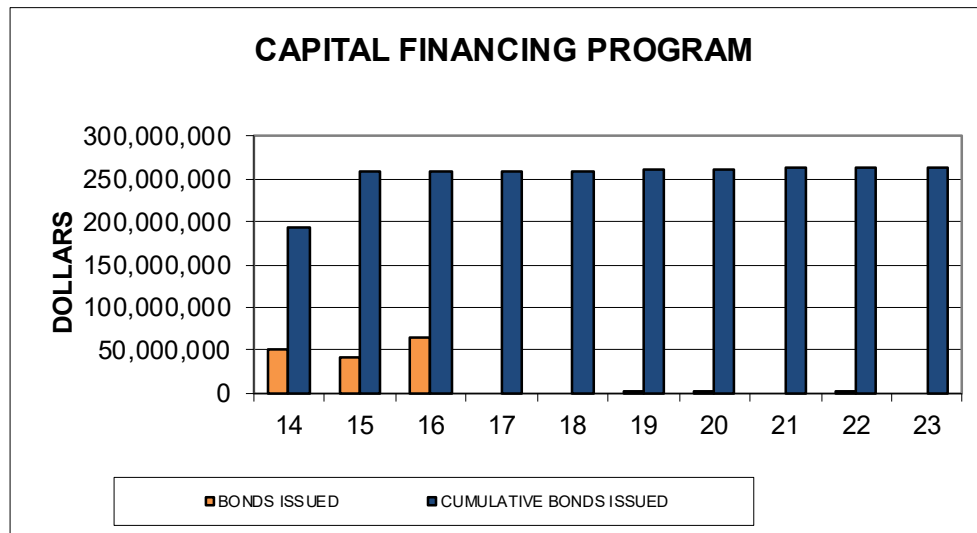
Vision Statement

A municipal bond market that realizes the competitive advantage of utilizing the North Dakota Public Finance Authority’s (PFA) superior bond rating to issue municipal securities, resulting in lower interest rates to fund local projects. A PFA that enables customers to utilize on-line services, such as accessing account information or applying for additional financing. A PFA that leads a cooperative effort with other state agencies to combine available resources into programs that finance infrastructure and improvements for political subdivisions and other qualifying organizations. A State that recognizes the PFA as the leader in providing municipal financing for local projects.

CAPITAL FINANCING PROGRAM

Under its Capital Financing Program (CFP), the PFA makes loans for the purpose of financing projects or improvements for which political subdivisions are legally authorized to borrow money through the issuance of municipal securities. Subject to credit requirements and certain program requirements, financing is available in any dollar amount.

The interest rates payable by a political subdivision are market rates, which are set through a competitive bid process when the PFA issues and sells its bonds to fund a loan. The interest rates paid by the PFA on its bonds are the same rates a political subdivision will pay on its municipal securities sold to the PFA.



On September 26, 2018 the Capital Financing Program was upgraded from a rating of “A+” to “AA-” by Standard & Poor’s Ratings Group.

There were no CFP Bonds issued in 2023.

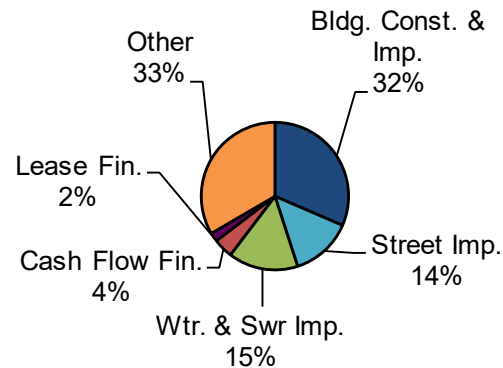
The total outstanding amount of CFP Reserve Fund Letters of Credit on December 31, 2023 was \$27,079,973. The CFP Reserve Fund Letters of Credit are issued to meet the requirement of the CFP General Bond Resolution that the PFA maintain reserves for each series, equal to the largest aggregate amount of principal and interest due in any twenty-four-consecutive month period. The CFP Reserve Fund Letters of Credit are issued by Bank of North Dakota (BND).

As of December 31, 2023, the total cumulative amount of bonds issued under the CFP General Bond Resolution was \$264,125,000 and the total outstanding amount of bonds under the CFP General Bond Resolution was \$113,755,000.

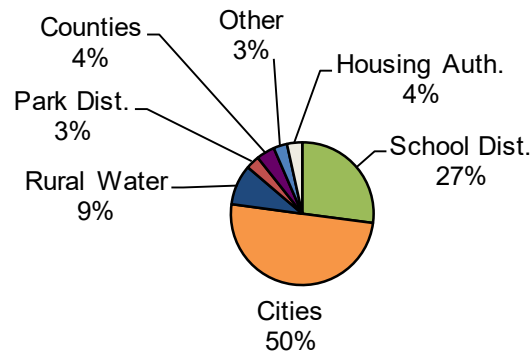
Part F of Attachment 1 beginning on page 1-5 of this Report contains a complete list, as of December 31, 2023, of all loans made by the PFA with proceeds of CFP Bonds issued under the CFP General Bond Resolution, including the name of each political subdivision, the original amount of each loan, and the outstanding principal of each loan.

Part F of Attachment 2 on page 2-1 of this Report contains a complete list, as of December 31, 2023, of all series of Capital Financing Bonds issued under the CFP General Bond Resolution, including the original dollar amount and the outstanding principal amount of each series of CFP Bonds.

Capital Financing Program Loans



Capital Financing Program Borrowers



CAPITAL FINANCING DISASTER LOAN PROGRAM

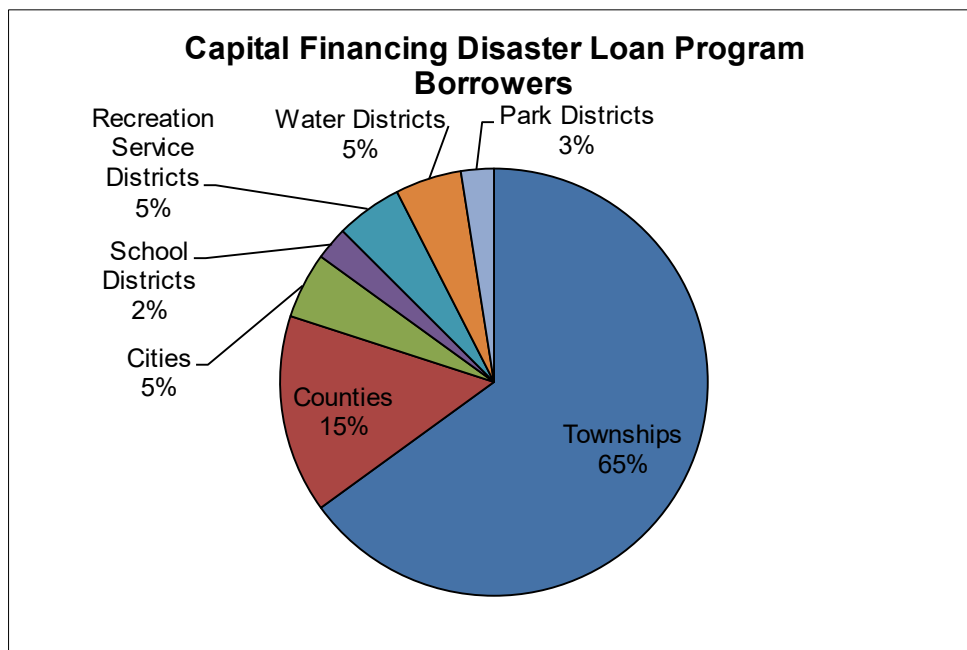
On June 16, 2011, the Industrial Commission authorized the PFA to utilize the Capital Financing Program to provide loans for political subdivisions impacted by weather related events. Under its Capital Financing Disaster Loan Program, the PFA makes loans for the purpose of providing disaster assistance to political subdivisions affected by weather related events until federal and state money is available and/or to assist in cash flowing local match requirements.

Any North Dakota political subdivision that is within a county that has received a Presidential Public Disaster Declaration, or a gubernatorial executive order or proclamation of a state disaster or emergency was eligible to apply. The political subdivision must show ability to repay the financing either from Federal or State government disaster payments or from tax receipts. The interest rate payable by a political subdivision is the 1-month Federal Home Loan Bank plus 2% adjusted monthly with a floor of 2%.

There were no Disaster Financing loans approved in 2023. Loans approved under this program total \$71,531,546 and none were outstanding as of December 31, 2023. Part E of Attachment 1 beginning on page 1-4 of this Report contains a complete list, as of December 31, 2023, of all loans made by the PFA under the Disaster Loan Program, including the name of each political subdivision, the original amount of each loan, and the outstanding principal of each loan.

The proceeds of the CFP Disaster Bonds have historically been used to make loans to political subdivisions approved for financing under the Disaster Loan Program. The PFA did not sell any CFP Disaster Bonds to Bank of North Dakota in 2023. As of December 31, 2023, the total cumulative amount of bonds issued under the Disaster Loan Program was \$14,405,612 and there are no bonds outstanding under the Disaster Loan Program.

Part G of Attachment 2 on page 2-2 of this Report contains a complete list, as of December 31, 2023, of all series of Capital Financing Disaster Loan Bonds issued, including the original dollar amount and the outstanding principal amount of each series of Disaster Loan Bonds.



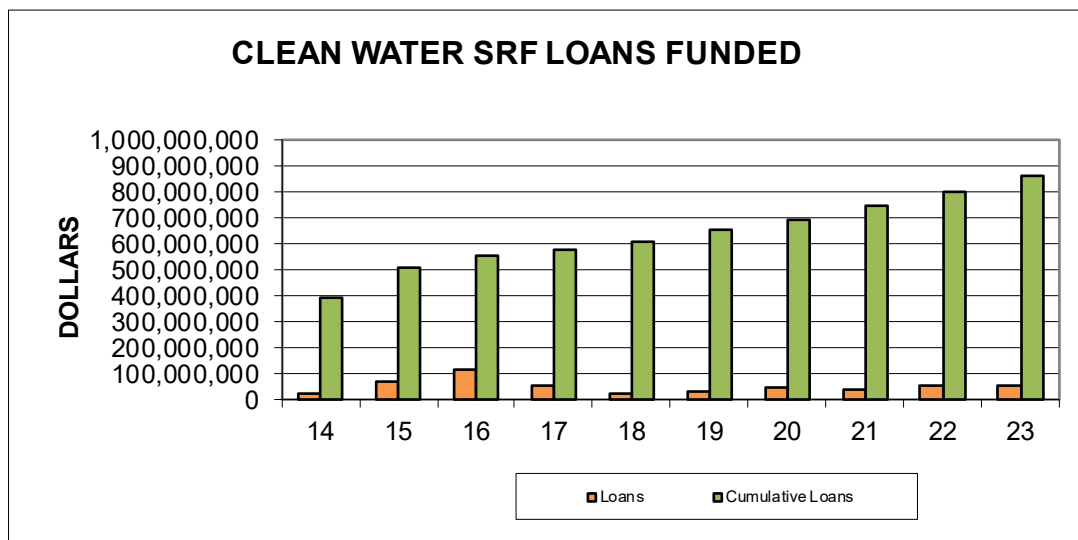
STATE REVOLVING FUND PROGRAM

The State Revolving Fund Program (SRF Program) was established in 1990 to enable North Dakota to receive federal capitalization grants as authorized under the Clean Water Act. In 1998, the SRF Program was amended to enable the State to receive capitalization grants as authorized under the Safe Drinking Water Act. The SRF Program grants, received from the United States Environmental Protection Agency, are to be used to make below-market interest rate loans to political subdivisions for the purpose of financing authorized projects, to establish reserve funds, and for other purposes under the Clean Water Act and the Safe Drinking Water Act. Authorized projects under the Clean Water Act include wastewater treatment facilities and nonpoint source pollution control projects. Authorized projects under the Safe Drinking Water Act include public water systems. The SRF Program is administered jointly by the North Dakota Department of Environmental Quality (DEQ) and the PFA.

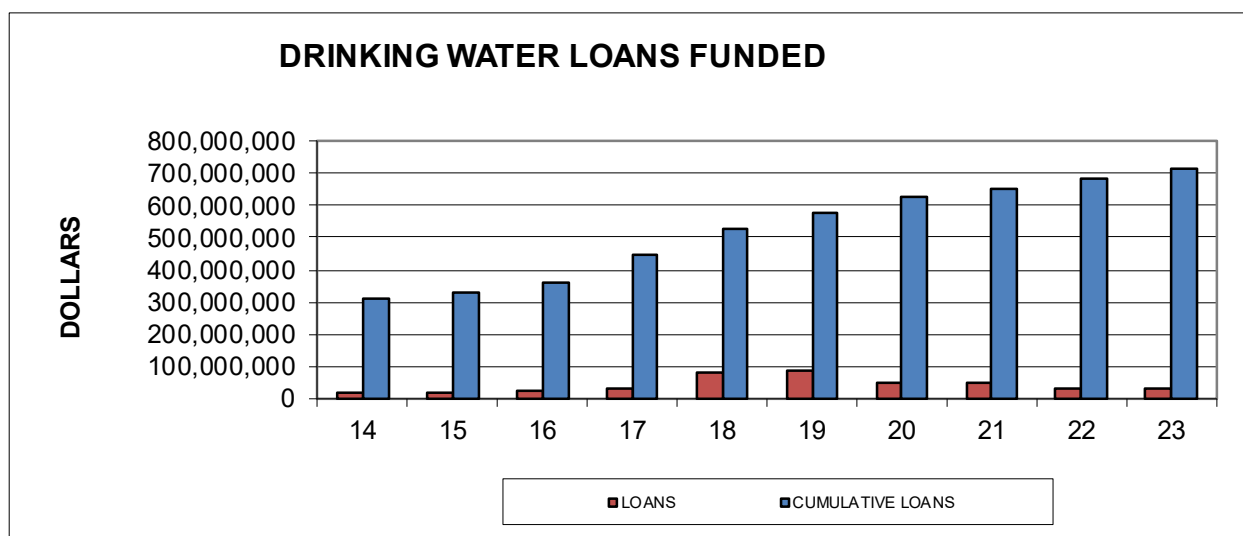
In 2001, Moody's Investors Service, Inc. upgraded the North Dakota SRF Program from "Aa2" to "Aaa", Moody's highest rating. The PFA obtained an additional rating for the North Dakota SRF Program bonds from Standard & Poor's Ratings Services which assigned their highest rating, "AAA," on June 29, 2015.

The interest rates on SRF Program loans are set by the DEQ in consultation with the PFA. The interest rates are fixed for the term of a loan. The interest rate for tax-exempt SRF Program loans is 2.0%. Loans made with American Recovery and Reinvestment Act (ARRA) funds are at 1.0% and/or have a loan forgiveness component. Loans for lead service line replacement funded from Bipartisan Infrastructure Law funding will have a 0.5% interest rate.

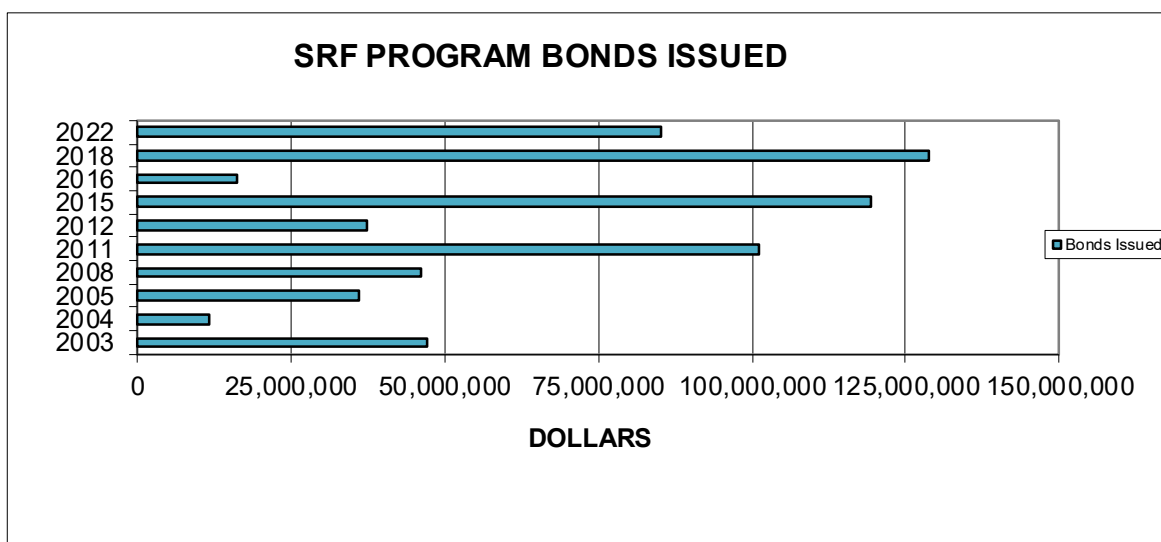
The PFA approved \$135,731,193 of Clean Water SRF Program loans to 12 political subdivisions in 2023. Subpart 30 of Part G of Attachment 1 on page 1-18 of this Report contains a list of all approved Clean Water SRF Program loans for 2023, including the approved amount, the funded amount, and the outstanding principal amount of each loan as of December 31, 2023.



The PFA approved \$42,155,000 of Drinking Water SRF Program loans to 15 political subdivisions in 2023. Subpart 23 of Part H of Attachment 1 on page 1-27 of this Report contains a list of loans made under the Drinking Water SRF Program during 2023, including the approved amount, the funded amount, and the outstanding principal amount of each loan as of December 31, 2023.



The total amount of SRF Program Bonds issued under the PFA's SRF Program Master Trust Indenture is \$768,695,000. This total includes \$203,865,000 of the 1990, 1993, 1995, 1996, 1998, 2000, 2001, 2003A, 2003B, 2004, 2005, 2008, and 2011 SRF Program Bonds which have been advance refunded and are no longer considered to be outstanding.



As of December 31, 2023, the total amount of SRF Program Bonds outstanding was \$278,770,000, and the total outstanding amount of SRF Program loans was \$858,344,505.

Part H of attachment 2 on page 2-3 of this Report contains a complete list of the SRF Program Bonds issued by the PFA under the Master Trust Indenture, including the original dollar amount and the outstanding principal amount of each series of SRF Program Bond.

INDUSTRIAL DEVELOPMENT BOND PROGRAM

The Public Finance Authority's Industrial Development Bond Program (IDBP) provides loans to North Dakota manufacturers that meet the IRS definition for small issue manufacturers. Bonds issued under this Program are moral obligation bonds of the State unless the borrower has the financial strength to request that the Public Finance Authority issue the bonds on a conduit basis. Public Finance Authority limits the program to \$2,000,000 per borrower and \$20,000,000 for the entire program. For conduit issuance when the state's moral obligation is not used as a credit enhancement there are no project or program limits.

The interest rates payable by a borrower are market rates, which are set through a competitive bid process when the PFA issues and sells its bonds to fund a loan. The interest rates paid by the PFA on its bonds are the same rates a borrower will pay on its bonds sold to the PFA.

On September 26, 2018, the Industrial Development Bond Program was upgraded from a rating of "A+" to "AA-" by Standard & Poor's Ratings Group. The PFA did not issue IDBP Bonds in 2023.

Part I of Attachment 1 beginning on page 1-28 of this Report contains a complete list, as of December 31, 2023, of all loans made by the PFA with proceeds of IDBP Bonds issued under the IDBP General Bond Resolution, including the name of each borrower and the original amount of each loan.

Part I of Attachment 2 on page 2-4 of this Report contains a complete list, as of December 31, 2023, of all series of Industrial Development Program Bonds issued under the IDBP General Bond Resolution, including the original dollar amount and the outstanding principal amount of each series of IDBP Bonds.

The outstanding amount of Reserve Fund Letters of Credit on December 31, 2023 was \$198,050. The IDBP Reserve Fund Letters of Credit are issued to meet the requirement of the IDBP General Bond Resolution that the PFA maintain reserves for each series, equal to the largest aggregate amount of principal and interest due in any twenty-four consecutive month periods. The IDBP Reserve Fund Letters of Credit are issued by BND.

LEGACY FUND INFRASTRUCTURE BOND PROGRAM

The Public Finance Authority's Legacy Fund Infrastructure Bond Program (Legacy Bonds) was established in 2021 to transfer funds to the Bank of North Dakota (BND) to allocate to legislature approved state infrastructure projects and programs. Upon request by BND, funds are transferred to BND for disbursement to funded programs. Bond payments will be funded by capitalized interest, earnings on unspent bond proceeds, and transfers from ND Legacy Fund earnings.

In December of 2021, the Legacy Bonds were assigned ratings of "AA" by Standard & Poor's Global Ratings and "Aa2" by Moody's Investors Service, Inc.

PFA issued Legacy Bonds to finance the following projects approved during the 2021 legislative session:

Fargo Diversion Project	\$ 435,500,000
Resources Trust Fund	\$ 74,500,000
Infrastructure Revolving Loan Fund	\$ 50,000,000
Highway Fund	\$ 70,000,000
NDSU Agriculture Products Development Facility	\$ 50,000,000

No Legacy Bonds were issued in 2023. Under the Legacy Fund Infrastructure Program \$710,115,000 of bonds have been issued. As of December 31, 2023, the total amount of Legacy Bonds outstanding was \$681,655,000.

Part J of Attachment 2 on page 2-4 of this Report contains a complete list, as of December 31, 2023, of all series of Legacy Fund Infrastructure Program Bonds issued under the Legacy Bond Resolution, including the original dollar amount and the outstanding principal amount of each series of Legacy Bonds.

OTHER BONDS

1977 General Bond Resolution. The PFA, pursuant to a 1977 General Bond Resolution, issued \$15,000,000 in 1977, \$16,590,000 of bonds in 1979, and \$11,600,000 of bonds in 1983, for a total principal amount of \$43,190,000. The 1977, 1979 and 1983 bonds have been retired.

1985 Local Governmental Assistance Program. In 1985, the PFA issued \$35,290,000 of bonds under a Local Governmental Assistance Program. These bonds were retired in 1986.

1990 Government Assistance Program. In 1990, pursuant to its Government Assistance Program, the PFA issued two series of bonds in the total amount of \$2,006,704. These bonds were retired in 1991.

1989 Insured Water System Revenue Bonds and 1999 Taxable Insured Water System Refunding Revenue Bonds. Pursuant to a Trust Indenture adopted in 1989, the PFA issued two series of Water System Revenue Bonds. The 1989 Series A Bonds were issued in the amount of \$11,650,000, and the 1989 Series B Bonds were issued in the amount of \$1,410,000 (the 1989 Series A Bonds and the 1989 Series B Bonds are referred to as the “1989 Bonds”). The Series B Bonds were issued to fund a reserve fund for the Series A Bonds. On December 21, 1995, the PFA entered into a Purchase Contract for the forward refunding of the 1989 Bonds. Under the terms of the Purchase Contract, the PFA issued and delivered \$8,875,000 of its Taxable Insured Water System Refunding Revenue Bonds, on April 1, 1999, for the purpose of refunding the 1989 Bonds. These bonds were retired in 2014.

BIENNIAL DEBT SERVICE REQUIREMENTS

The debt service requirement for the outstanding CFP Bonds for the remaining 2023-2025 biennium is \$23,209,011 and the debt service requirement for the outstanding SRF Program Bonds for the 2023-2025 biennium is \$38,862,300. The outstanding IDBP debt service requirement for 2023-2025 is \$178,625. The remaining Legacy Bond debt service requirement for 2023-2025 is \$62,604,604.

The aggregate debt service requirement for all outstanding PFA Bonds for the remaining 2023-2025 biennium is \$124,854,540.

**NORTH DAKOTA PUBLIC FINANCE AUTHORITY
LOANS MADE 1977 THROUGH 2023**

Part A**Subpart 1****\$15,000,000 1977 Series A Bonds****Borrower**

Alexander PSD	Kensal PSD	Rock Lake PSD
Alexander	Kinloss PSD	Rolla
Almont	Kinyon PSD	Rutland
Ashley	Kulm	Sawyer PSD
Barney	LaMoure PSD	Scotia PSD
Bell PSD	LaMoure	Scranton
Beulah	Lawton	Sharon
Bismarck	Leeds	Sharon PSD
Bismarck Park District	Lehr	Sherwood
Butte PSD	Leonard PSD	Sheyenne PSD
Buxton	Leonard	Solen PSD
Carrington PSD	Lidgerwood	South Heart PSD
Cass County	Lignite	South Bend PSD
Casselton	Lincoln PSD	Southern PSD
Center	Linton	Southwest Fargo
Courtenay Special PSD	Linton PSD	Stanley
Drake	Maddock	Stanton
Edinburg PSD	Mandan	Steele
Edmore PSD	Mayville	Streeter PSD
Elgin	McVille	Sutton PSD
Ellendale PSD	Michigan	Thompson
Emerado	Minnewauken PSD	Tioga PSD
Enderlin	Napoleon	Tolna
Esmond	Nedrose PSD	Traill County District
Esmond PSD	Nesson PSD	Turtle Lake
Fingal PSD	New Salem	Valley City
Finley	New Leipzig Fire District	Velva
Fordville	New Rockford	Verona
Gackle PSD	New Leipzig PSD	Walcott
Galt PSD	New Leipzig	Walhalla
Garrison	New Rockford	Washburn
Glen Ullin PSD	North Sargent PSD	Watford City
Gwinner	Park River	Westhope
Halliday	Parshall	Wildrose PSD
Hampden PSD	Pembina	Wilton
Hazelton Moffitt PSD	Portland	Wishek PSD
Hazen	Reeder PSD	Wishek
Jamestown	Regent PSD	Woodworth PSD
Juzeler PSD	Reynolds	Yellowstone Irrigation District
Kathryn PSD	Robinson PSD	Zeeland PSD

Subpart 2**\$16,590,000 1979 Series A Bonds****Borrower**

Anita Fire Protection District	Hazen	Richardson PSD
Ashley PSD	Hazen PSD	Rock Lake
Beulah	Hebron	Rolla
Beulah PSD	Hettinger	Scranton
Center PSD	Hope	Sherwood Fire Protection District
Edgeley	Hunter	Stanley
Edinburg	Linton	Stanton
Edmore	Lisbon	Strasburg
Enderlin	Mandan	Streeter
Finley	Mayville	Thompson
Gackle	Medina	West Fargo PSD
Garrison	Mott	Wilton
Glen Ullin	Napoleon	Wishek
Grand Forks Park District	New Rockford	Zap
Halliday	New Rockford Park District	
Harwood	Park River	
Hazelton	Portland	

Subpart 3**\$11,600,000 1983 Series A Bonds****Borrower**

Anamoose	Grafton PSD	New Leipzig
Antler	Gwinner	Osnabrock
Binford	Hankinson Rural Fire District	Pembina
Bismarck Rural Fire District	Horace	Pingree PSD
Bowbells PSD	Killdeer	Rhame
Carrington	Lakota PSD	Richardton
Cass Richland Drainage District	Larimore	Rolette
Casselton	Leonard	Stanley
Crosby	Linton	Strasburg
Dodge	Mandan	Towner
Edgeley PSD	Manning PSD	Velva
Elgin PSD	Mapleton	Westhope
Enderlin	Medina	Wildrose
Finley	Michigan PSD	Zap PSD
Flasher PSD	Milnor	
Gladstone	New England	

Part B

Local Government Assistance Program \$35,290,000 1985 Series A Bonds

Borrower

Barnes County
Bismarck PSD
Border Central PSD
Burleigh County
Cass Valley North PSD
Cass County
Crary PSD
Dakota PSD
Dickey County
Dickinson PSD
Drayton PSD
Edgeley PSD
Epping PSD

Fargo PSD
Fessenden
Fordville
Grace City PSD
Grand Forks County
Grand Forks PSD
Killdeer PSD
LaMoure PSD
Mandan PSD
Mandan
McIntosh County
Michigan PSD
Minot PSD

Morton County
Powers Lake PSD
Ramsey County
Richland County
Solen PSD
Stanton PSD
Stark County
Steele County
Stutsman County
Tolley PSD
Walsh County
West Fargo PSD

Part C

Government Assistance Program \$765,000 1990 Series A Bonds

Borrower

Cavalier
Edgeley PSD
Eight Mile PSD
Marion PSD
Pembina PSD
Sherwood PSD

Part D

Insured Water System Revenue Bonds \$8,875,000 1999 Series A Bonds \$1,410,000 1999 Series B Bonds

Borrower

All Season Water Users
Cass Rural Water
Dakota Water Users
Lidgerwood
North Valley Water Users Association
Richland Rural Water
Traill County Rural Water Users, Inc.
Tri-County Water Users Association

Capital Financing Disaster Loan Program

Part E

<u>Borrower</u>	<u>Original Loan Amount</u>
Subpart 1 2011	
Orlien Township, Ward County	\$ 400,000
Lund Township, Ward County	70,000
Ramsey County	2,000,000
Anna Township, Ward County	800,000
Logan County	6,000,000
Dickey County	5,000,000
Rolling Green Township, Ward Cnty	460,742
Cameron Township, Ward County	495,000
Otis Township, McLean County	35,000
Normanna Township, Cass County	40,000
Casselton Township, Cass County	83,000
Ward County	10,000,000
Sargent	10,000,000
Stutsman County	2,739,859
Weld Township, Stutsman County	1,321,733
Stirton Township, Stutsman County	1,295,017
Valley Springs Tnshp, Stutsman Cnty	904,483
Lowery Township, Stutsman County	600,000
Wadsworth Township, Stutsman County	26,000
St Paul Township, Stutsman County	278,500
Ashland Township, Stutsman County	5,741
Woodbury Township, Stutsman County	150,000
Sinclair Township, Stutsman County	193,000
Meadow Lake Township, Barnes Cnty	101,000
Sharlow Township, Stutsman County	50,000
Streeter Township, Stutsman County	400,000
Griffin Township, Stutsman County	61,832
Mandan	8,000,000
Rice Lake Recreation Service District	400,000
North Prairie Rural Water District	700,000
North Prairie Rural Water District	450,000
Minnewaukan Public School District	<u>2,500,000</u>
	55,560,907
Subpart 2 2012	
Newman Township, Ward County	40,000
Griffin Township, Stutsman County	1,030,530
Minot Park District	7,000,000
Rice Lake Recreation Service District	<u>672,600</u>
	8,743,130
Subpart 3 2013	
Gray Township, Stutsman County	30,000
Minnewaukan	6,637,509
German Township, Dickey County	360,000
Chicago Township, Stutsman County	<u>200,000</u>
	7,227,509
Total	<u>\$71,531,546</u>

Capital Financing Program

Part F

<u>Borrower</u>	<u>Original Loan Amount</u>	<u>Borrower</u>	<u>Original Loan Amount</u>
Subpart 1 1990		Subpart 3 1992	
Morton County	\$ 400,000	Mandan PSD	\$ 2,500,000
Linton	185,000	New England	75,000
Mandan	95,000	Cavalier	75,000
Hankinson	155,000	Lidgerwood	75,000
Fargo Park District	680,000	Kindred PSD	1,545,000
Trall County Water Resource Dist	100,000	Edinburg	120,000
Dickinson Recreation Building Auth.	250,000	Milnor	205,000
Rolla	220,000	West Fargo PSD	2,500,000
Morton County Water Resource Brd.	230,000	Lisbon PSD	800,000
North Valley Rural Water Assoc.	140,000	Emerado PSD	100,000
Milnor	85,000	Milnor	190,000
Bismarck Parks & Recreation Dist.	770,000	Pembina PSD	195,000
Twin Buttes School District	70,000	Eight Mile PSD	200,000
Hettinger Park District	35,000	Briarwood	40,000
Mandan Parks & Recreation Dist.	<u>335,000</u>	Buxton	40,000
	3,750,000	Missouri Hills Interactive Cons.	455,000
		Grand Forks PSD	2,500,000
Subpart 2 1991		Mercer County Housing Auth.	435,000
Burleigh County Housing Auth.	225,000	Nelson County	<u>100,000</u>
Bismarck Parks & Recreation Dist.	1,300,000		12,150,000
Bismarck Parks & Recreation Dist.	410,000	Subpart 4 1993	
Mandan Parks & Recreation Dist.	560,000	Lake Metigoshe RSD	150,000
Richardton	165,000	Glenburn PSD	880,000
Kindred	25,000	Fargo PSD	1,975,000
Montefiore PSD	75,000	Fargo PSD	525,000
Pembina PSD	195,000	Thompson PSD	900,000
Eight Mile PSD	150,000	Souris	40,000
Lake Agassiz Regional Council	180,000	Marion PSD	115,000
North Valley Water Association	200,000	Pembina PSD	180,000
Finley	875,000	Eight Mile PSD	150,000
Wyndmere	65,000	Sims PSD	60,000
Ward County	85,000	Oakes	120,000
Oakes Municipal Airport Authority	45,000	McVile	230,000
Devils Lake PSD	1,810,000	Milnor	195,000
Greater Richland Ed. Comm. Cons.	250,000	Emerado PSD	60,000
Cass County	<u>400,000</u>	Grand Forks PSD	2,000,000
	7,015,000	Burleigh County Housing Auth.	<u>325,000</u>
			7,905,000

<u>Borrower</u>	<u>Original Loan Amount</u>
Subpart 5 1994	
Mandan Airport Authority	180,000
Fairmount PSD	305,500
Grafton PSD	2,000,000
Sawyer PSD	450,000
Glenburn PSD	592,500
Lincoln PSD	274,000
Finley-Sharon PSD	499,500
Oakes PSD	1,650,000
North Sargent-Gwinner PSD	538,300
Rolette PSD	461,900
Zap PSD	250,000
Stanley PSD	1,185,000
Clifford-Galesburg PSD	532,669
Rhame PSD	180,000
West Fargo PSD	3,000,000
Manvel PSD	228,000
United-Des Lacs PSD	942,647
Surrey PSD	413,000
Cando PSD	50,000
Surrey PSD	325,000
Sawyer	150,000
Marion PSD	105,000
Pembina PSD	90,000
Eight Mile PSD	200,000
Sims PSD	<u>50,000</u>
	14,653,016
Subpart 6 1995	
Burleigh County Housing Auth.	1,600,000
Traill County WRD	100,000
Mooreton	170,000
Milnor	160,000
Ward County	95,000
Marion PSD	105,000
Eight Mile PSD	200,000
Sims PSD	<u>75,000</u>
	2,505,000
Subpart 7 1996	
Minot	500,000
Rolette County Housing	500,000
Dunseith	100,000
Garrison	120,000
Hazleton	140,000
Walcott-Colfax District	70,000
Burleigh Water Users	1,585,000
Marion PSD	120,000
Garrison PSD	<u>230,000</u>
	3,365,000

<u>Borrower</u>	<u>Original Loan Amount</u>
Subpart 8 1997	
Cavalier	540,000
Burleigh Rural Water Users	3,350,000
New Town PSD	300,000
North Valley Water Association	1,400,000
South Central Water Users Dist.	350,000
Grafton PSD	4,500,000
Richardton	205,000
Aggasiz Water Users	375,000
Sims PSD	50,000
West Fargo PSD	1,000,000
Wahpeton	1,600,000
Garrison	125,000
McVille	<u>1,550,000</u>
	15,345,000
Subpart 9 1998	
Gackle	295,000
Lidgerwood	120,000
Prairie Rose	175,000
Surrey	100,000
Hettinger Park District	200,000
Maple River Water Resource District	55,000
Milnor	400,000
Grandin	165,000
West Fargo PSD	1,000,000
Sims PSD	50,000
Park River	<u>450,000</u>
	3,010,000
Subpart 10 1999	
Lidgerwood	1,075,000
Drayton	140,000
Drayton	70,000
Max	50,000
Surrey	100,000
West Fargo PSD	1,000,000
Sims PSD	100,000
Tri-County Water District	1,710,000
Tri-County Water District	<u>285,000</u>
	4,530,000
Subpart 11 2000	
Lisbon	765,000
Enderlin	195,000
Amenia	155,000
West Fargo PSD	3,000,000
Sims PSD	<u>100,000</u>
	4,215,000

<u>Borrower</u>	<u>Original Loan Amount</u>
Subpart 12 2001	
Frontier	735,000
Subpart 13 2002	
McVille	215,000
Southeast Water Users District	700,000
Bismarck Rural Fire Department	185,000
Kulm	150,000
Fessenden-Bowdon PSD	<u>350,000</u>
	1,600,000
Subpart 14 2003	
Langdon Rural Water District	1,495,000
Subpart 15 2004	
Traill Rural Water District	300,000
Surrey	500,000
Mercer County Housing	<u>80,000</u>
	880,000
Subpart 16 2006	
Rolette County Housing Authority	235,000
Belcourt PSD	1,045,000
Enderlin	<u>105,000</u>
	1,385,000

<u>Borrower</u>		<u>Original Loan Amount</u>	<u>Outstanding Loan Amount</u>
Subpart 17	2009		
West Fargo		530,000	370,000
Tri-County Water District		1,415,000	0
Emerado		180,000	70,000
		<u>2,125,000</u>	<u>440,000</u>
Subpart 18	2011		
Drayton		405,000	0
Drayton		350,000	0
McVile		2,357,000	0
McVile		618,000	0
		<u>3,730,000</u>	<u>0</u>
Subpart 19	2012		
McVile		150,000	45,000
Kulm		85,000	0
All Seasons Water Users District		820,000	425,000
Forman Housing Authority		935,000	0
Forman		505,000	0
Forman		1,090,000	0
Hankinson		1,930,000	1,295,000
Mayville		1,430,000	790,000
Tri-County Water District		1,405,000	0
Gackle		1,285,000	760,000
		<u>9,635,000</u>	<u>3,315,000</u>
Subpart 20	2013		
Fargo		<u>51,375,000</u>	<u>30,615,000</u>
Subpart 21	2014		
Fargo		32512000	19468000
Noonan		328,000	222,000
Stutsman Rural Water District		9,000,000	5,730,000
		<u>41,840,000</u>	<u>25,420,000</u>
Subpart 22	2015		
Minot		1,945,000	925,000
Forman		1,965,000	1,085,000
Watford City		23,655,000	16,740,000
Watford City		35,550,000	30,295,000
Rugby		465,000	110,000
Zap		2,265,000	1,590,000
		<u>65,845,000</u>	<u>50,745,000</u>

<u>Borrower</u>		<u>Original Loan Amount</u>	<u>Outstanding Loan Amount</u>
Subpart 23	2018		
Munich		1,360,000	790,000
Subpart 24	2019		
Morton County		<u>2,515,000</u>	<u>535,000</u>
Subpart 25	2021		
Drayton		210,000	175,000
Drayton		180,000	150,000
McVille		1,675,000	1,570,000
McVille		<u>65,000</u>	<u>0</u>
		2,130,000	1,895,000
Total Capital Financing Program Loans		\$ <u>265,093,016</u>	\$ <u>113,755,000</u>

Clean Water State Revolving Fund Program

Part G

<u>Borrower</u>	<u>Approved and Funded Loan Amount</u>	<u>Borrower</u>	<u>Approved and Funded Loan Amount</u>
Subpart 1	1990	Subpart 4 Cont.	1995
Enderlin	\$ 490,000	Buffalo	\$ 38,248
Fargo	3,561,559	Hettinger	156,001
Minot	<u>879,386</u>	Davenport	176,339
	4,930,945	Ellendale	220,990
		Cando	113,006
Subpart 2	1993	Cooperstown	<u>300,000</u>
			8,009,687
Fargo	7,770,000	Subpart 5	1996
Jamestown	1,581,406	Jamestown	16,300,000
Minot	665,000	Cooperstown	1,174,952
Northwood	1,150,000	Park River	72,312
Wahpeton	1,062,366	Portland	82,368
West Fargo	175,000	Medina	67,255
Lake Metigoshe	296,263	Mayville	105,433
New Town	132,050	Manvel	478,416
Jamestown	1,289,702	Oriska	21,531
Williston	<u>252,835</u>	Bottineau	100,000
	14,374,622	Arthur	132,963
Subpart 3	1994	Cando	254,052
Minot	443,522	Kindred	124,498
Burlington	165,037	Page	47,738
Devils Lake	1,076,423	Argusville	213,061
Grafton	410,000	Bottineau	104,500
Casselton	<u>112,000</u>	Grand Forks	13,700,000
	2,206,982	Bank of North Dakota	<u>1,101,444</u>
			34,080,523
Subpart 4	1995	Subpart 6	1997
Fargo	2,850,429	Grand Forks	3,940,000
Max	74,912	Casselton	1,589,652
Cooperstown	55,000	Christine	385,273
Northwood	225,837	Mapleton	152,864
Colfax	36,297	Horace	225,330
Edmore	62,256	Carrington	805,000
Ellendale	196,826	Mandan	5,191,929
Minot	400,000	Berthold	82,875
Williston	291,881	Cooperstown	123,067
Lisbon	100,000	Jamestown	2,277,487
Napoleon	133,851	Lakota	1,933,969
Park River	498,279	Minnewauken	<u>218,000</u>
Carrington	835,000		16,925,446
Mott	211,157		
Harvey	478,556		
Beach	226,241		
Williston	328,581		

Borrower **Approved
and Funded
Loan
Amount**

Subpart 7	1998	
Granville	42,000	
Enderlin	342,373	
Wishek	140,704	
Fargo	1,482,337	
Gwinner	258,711	
Southeast Cass WRD	214,000	
Casselton	108,261	
Sanborn	76,195	
Frontier	98,603	
Abercrombie	300,875	
Grandin	97,042	
Taylor	59,872	
Fargo	10,723,277	
Grand Forks	<u>2,650,804</u>	
	16,595,054	

Subpart 8	1999	
Fargo	210,000	
Gackle	118,020	
Hillsboro	360,000	
Kindred	1,113,522	
Wimbledon	74,738	
Jamestown	747,990	
Lisbon	87,025	
Stanley	102,413	
Buffalo	213,667	
Buxton	77,000	
Hankinson	88,000	
Jamestown	<u>454,641</u>	
	3,647,016	

Subpart 9	2000	
Abercrombie	20,064	
Hankinson	84,999	
Fargo	1,816,295	
Lidgerwood	89,405	
Enderlin	1,189,549	
Hunter	158,395	
Cogswell	81,960	
Mayville	1,075,000	
Ward County WRD	797,375	
Emerado	<u>406,207</u>	
	5,719,249	

Borrower **Approved
and Funded
Loan
Amount**

Subpart 10	2001	
Jamestown	370,120	
Mayville	1,169,393	
Forman	135,172	
Lisbon	716,436	
Amenia	141,489	
Grand Forks	13,781,500	
Kulm	678,640	
Tower City	503,123	
Lake Metigoshe RSD	485,400	
Williston	1,124,000	
Rolette	102,000	
Hebron	122,890	
Hankinson	1,457,760	
Harvey	69,281	
Oakes	<u>106,076</u>	
	20,963,280	

Subpart 11	2002	
Sanborn	30,694	
Williston	1,190,559	
Grand Forks	1,580,755	
Grand Forks	2,274,164	
Grand Forks	6,546,560	
Linton	95,770	
Mayville	3,073,811	
Morton County WRD	258,000	
Wildrose	86,405	
Mapleton	80,790	
Wahpeton	<u>374,065</u>	
	15,591,573	

<u>Borrower</u>	<u>Approved Loan Amount</u>	<u>Funded Loan Amount</u>	<u>Outstanding Loan Amount</u>
Subpart 12	2003		
Hunter	41,930	41,930	0
Oakes	746,350	746,350	0
Harvey	244,615	244,615	0
Hankinson	133,790	133,790	0
Mantador	50,000	50,000	0
Litchville	236,381	236,381	0
Courtenay	49,444	49,444	0
Jamestown	1,309,568	1,309,568	85,000
	<u>2,812,078</u>	<u>2,812,078</u>	<u>85,000</u>
Subpart 13	2004		
Oakes	601,500	601,500	0
Portland	291,164	291,164	15,000
Lidgerwood	84,416	84,416	5,000
Lincoln	397,944	397,944	0
Hillsboro	186,336	186,336	0
Warwick	32,775	32,775	2,000
West River Water and Sewer	338,007	338,007	0
	<u>1,932,142</u>	<u>1,932,142</u>	<u>22,000</u>
Subpart 14	2005		
Mapleton	335,000	335,000	0
Hazen	276,120	276,120	31,000
Enderlin	184,307	184,307	11,000
Rutland	180,841	180,841	0
Grand Forks	4,500,000	4,500,000	555,000
	<u>5,476,268</u>	<u>5,476,268</u>	<u>597,000</u>
Subpart 15	2006		
Jamestown	1,475,346	1,475,346	273,000
Rice Lake Recreation Service District	2,813,537	2,813,537	420,000
Fargo	2,631,739	2,631,739	0
Gackle	77,824	77,824	0
Tower City	121,502	121,502	0
Bank of North Dakota	1,722,501	1,722,501	0
Portland	30,236	30,236	6,000
Wyndmere	188,146	188,146	0
Oakes	950,000	950,000	180,000
	<u>10,010,831</u>	<u>10,010,831</u>	<u>879,000</u>

<u>Borrower</u>		<u>Approved Loan Amount</u>	<u>Funded Loan Amount</u>	<u>Outstanding Loan Amount</u>
Subpart 16	2007			
Bismarck		20,000,000	20,000,000	4,975,000
Southeast Cass Water Resource District		738,299	738,299	125,000
Lakota		414,948	414,948	13,000
Leonard		255,000	255,000	62,000
Argusville		634,606	634,606	161,000
Mayville		345,725	345,725	63,000
McVile		81,677	81,677	15,000
Jamestown		1,467,998	1,467,998	235,000
Hope		757,963	757,963	102,000
Portland		46,937	46,937	12,000
Cass Rural Water District		15,326,652	15,326,652	5,220,652
Willow City		148,174	148,174	36,000
Oakes		258,747	258,747	60,000
Nome		16,011	16,011	0
		<u>40,492,737</u>	<u>40,492,737</u>	<u>11,079,652</u>
Subpart 17	2008			
Lisbon		1,174,092	1,174,092	345,000
Harvey		210,952	210,952	31,000
Hunter		138,580	138,580	43,000
Fargo		63,657,409	63,657,409	24,740,000
Flasher		121,414	121,414	0
Hankinson		100,000	100,000	31,000
Ellendale		734,842	734,842	217,000
Fargo		1,640,000	1,640,000	540,000
Watford City		808,588	808,588	240,000
		<u>68,585,877</u>	<u>68,585,877</u>	<u>26,187,000</u>
Subpart 18	2009			
Tappen		179,761	179,761	54,000
Casselton		1,931,688	1,931,688	635,000
Mandan		1,679,763	1,679,763	515,000
Mandan		1,000,000	1,000,000	305,000
Stutsman Rural Water District		4,603,386	4,603,386	1,420,000
Lisbon		1,247,424	1,247,424	185,000
Cavalier		487,315	487,315	135,000
Lake Metigoshe Recreation Service District		517,400	517,400	0
Velva		346,601	346,601	0
Hazen		246,919	246,919	0
Enderlin		799,172	799,172	115,000
Glenburn		784,378	784,378	150,000
Davenport		389,832	389,832	60,000
Munich		1,200,120	1,200,120	0
Edgeley		1,644,845	1,644,845	145,000
Valley City		345,241	345,241	110,000
Strasburg		1,404,743	1,404,743	140,000
		<u>18,808,588</u>	<u>18,808,588</u>	<u>3,969,000</u>

<u>Borrower</u>	<u>Approved Loan Amount</u>	<u>Funded Loan Amount</u>	<u>Outstanding Loan Amount</u>
Subpart 19	2010		
Hillsboro	127,849	127,849	55,000
Drayton	1,677,066	1,677,066	49,000
Michigan	1,606,506	1,606,506	180,000
Northwood	2,306,303	2,306,303	395,000
Fargo	822,348	822,348	255,000
Wishek	185,547	185,547	66,000
Mapleton	610,964	610,964	230,000
Hankinson	569,833	569,833	210,000
Fargo	4,061,075	4,061,075	1,730,000
Hunter	143,032	143,032	70,000
Dickinson	569,354	569,354	0
Langdon	157,454	157,454	0
Kulm	54,409	54,409	23,000
	<u>12,891,740</u>	<u>12,891,740</u>	<u>3,263,000</u>
Subpart 20	2011		
Jamestown	1,140,023	1,140,023	475,000
Pembina	217,329	217,329	105,000
Wyndmere	1,664,897	1,664,897	780,000
Devils Lake	2,500,000	2,500,000	1,085,000
Minto	1,177,115	1,177,115	550,000
Fingal	519,245	519,245	175,000
Southeast Cass WRD	591,777	591,777	200,000
Forman	750,935	750,935	205,000
Hazen	178,494	178,494	83,000
	<u>8,739,815</u>	<u>8,739,815</u>	<u>3,658,000</u>
Subpart 21	2012		
Velva	210,408	210,408	0
Kathryn	68,006	68,006	0
Maddock	1,284,300	1,284,300	205,000
Casselton	765,923	765,923	0
Dunn Center	200,000	200,000	0
Des Lacs	97,403	97,403	49,000
Clifford	46,228	46,228	24,000
Medina	238,028	238,028	0
	<u>2,910,296</u>	<u>2,910,296</u>	<u>278,000</u>

<u>Borrower</u>	<u>Approved Loan Amount</u>	<u>Funded Loan Amount</u>	<u>Outstanding Loan Amount</u>
Subpart 22	2013		
Burleigh County WRD	244,653	244,653	130,000
Rolla	1,755,604	1,755,604	920,000
Lisbon	469,752	469,752	245,000
Ray	2,533,536	2,533,536	540,000
Wyndmere	205,773	205,773	0
Jamestown	822,306	822,306	460,000
Dickinson	38,924,961	38,924,961	20,715,000
Casselton	3,246,585	3,246,585	1,800,000
Lehr	219,482	219,482	58,000
Mandan	2,066,118	2,066,118	1,150,000
	<hr/> 50,488,770	<hr/> 50,488,770	<hr/> 26,018,000
Subpart 23	2014		
Douglas	67,866	67,866	37,000
Jamestown	11,100,950	11,100,950	6,780,000
Berthold	1,248,288	1,248,288	465,000
Bowbells	685,005	685,005	300,000
Noonan	237,000	237,000	145,000
Enderlin	365,500	365,500	220,000
Page	182,867	182,867	110,000
Beulah	586,800	586,800	340,000
Washburn	2,922,696	2,922,696	1,745,000
Mandan	1,681,280	1,681,280	965,000
Dickinson	37,252,730	37,252,730	22,535,000
Grenora	416,147	416,147	219,000
Williston	113,151,288	113,151,288	77,445,000
Ryder	189,109	189,109	108,000
	<hr/> 170,087,526	<hr/> 170,087,526	<hr/> 111,414,000
Subpart 24	2015		
Watford City	18,718,523	18,718,523	14,985,000
Mandan	4,481,824	4,481,824	2,925,000
Tioga	2,500,000	2,500,000	1,275,000
Marion	97,732	97,732	55,000
Harvey	830,477	830,477	540,000
Ward County WRD	2,755,128	2,755,128	1,805,000
Granville	139,939	139,939	95,000
Grafton	497,760	497,760	355,000
Watford City	10,407,619	10,407,619	8,550,000
	<hr/> 40,429,002	<hr/> 40,429,002	<hr/> 30,585,000

<u>Borrower</u>	<u>Approved Loan Amount</u>	<u>Funded Loan Amount</u>	<u>Outstanding Loan Amount</u>
Subpart 25	2016		
Oberon	191,552	191,552	152,000
Jamestown	522,119	522,119	375,000
Dwight	50,700	50,700	43,000
Makoti	57,450	57,450	39,000
LaMoure	1,315,894	1,315,894	735,000
Hebron	911,000	911,000	380,000
Arnegard	380,000	380,000	0
	<u>3,428,715</u>	<u>3,428,715</u>	<u>1,724,000</u>
Subpart 26	2017		
Horace	992,648	992,648	690,000
Colfax	519,633	519,633	431,000
Beulah	441,097	441,097	305,000
Gardner	26,710	26,710	0
Noonan	646,716	646,716	315,000
Oakes	1,005,000	1,005,000	805,000
Larimore	1,119,683	1,119,683	232,000
Oakes	230,121	230,121	192,000
Cavalier	998,000	879,373	519,599
Horace	3,192,000	1,728,152	901,152
Mayville	1,556,000	1,556,000	1,245,000
	<u>10,727,608</u>	<u>9,145,133</u>	<u>5,635,751</u>
Subpart 27	2018		
Carrington	323,291	323,291	273,000
Lidgerwood	100,000	47,537	22,537
Wahpeton	1,041,682	1,041,682	835,000
Pick City	275,522	275,522	158,000
Petersburg	787,979	787,979	705,000
Jamestown	3,727,028	3,727,028	2,477,028
Garrison Diversion Conservancy District	5,000,000	1,047,507	836,458
Argusville	712,575	712,575	615,000
Beulah	407,315	407,315	357,000
Jamestown	597,583	597,583	455,000
Lisbon	934,061	934,061	735,000
Arnegard	2,297,225	2,297,225	1,455,000
Minot	6,433,406	6,433,406	5,050,000
Minot	12,282,000	10,196,288	8,234,288
Horace	422,000	422,000	225,000
Grand Forks	9,000,000	9,000,000	7,850,000
Fargo	21,229,000	19,485,280	19,485,280
Arthur	115,263	115,263	57,000
Fargo	151,500,000	128,374,796	124,026,026
	<u>217,185,930</u>	<u>186,226,338</u>	<u>173,851,617</u>

<u>Borrower</u>	<u>Approved Loan Amount</u>	<u>Funded Loan Amount</u>	<u>Outstanding Loan Amount</u>
Subpart 28	2019		
Wahpeton	1,381,642	1,381,642	1,200,000
Walcott	456,235	456,235	417,000
Rutland	131,478	131,478	99,000
Kindred	3,900,000	3,705,000	3,205,000
Valley City	395,851	395,851	315,000
Dickinson	2,145,166	2,145,166	1,920,000
Fargo	500,000	500,000	462,000
Fargo	10,500,000	8,966,837	8,171,837
Grand Forks	1,228,485	1,228,485	1,100,000
	<u>20,638,857</u>	<u>18,910,694</u>	<u>16,889,837</u>
Subpart 29	2020		
Wing	620,834	620,834	224,000
Wyndmere	4,048,035	4,048,035	3,610,000
Wildrose	2,455,268	2,455,268	1,455,000
Center	880,000	880,000	810,000
Buxton	721,716	721,716	680,000
Dunn Center	2,804,918	2,804,918	1,850,000
Stanton	617,500	617,500	575,000
Dickinson	1,291,469	1,291,469	1,190,000
	<u>13,439,740</u>	<u>13,439,740</u>	<u>10,394,000</u>
Subpart 30	2021		
Bismarck	5,000,000	5,000,000	4,410,000
Jamestown	2,500,073	2,500,073	2,355,000
Valley City	457,151	457,151	367,151
Northwood	7,000,000	1,470,557	920,224
Stanley	165,000	165,000	137,000
New Salem	1,042,000	1,042,000	990,000
Cavalier	400,509	400,509	96,000
Wahpeton	4,500,000	4,275,000	4,086,000
Hankinson	97,933	97,933	88,000
	<u>21,162,666</u>	<u>15,408,223</u>	<u>13,449,375</u>

<u>Borrower</u>	<u>Approved Loan Amount</u>	<u>Funded Loan Amount</u>	<u>Outstanding Loan Amount</u>
Subpart 31	2022		
Fargo	259,000	234,872	205,872
Fargo	4,361,000	3,574,405	3,173,405
Hebron	120,000	114,000	104,000
Wahpeton	1,810,965	1,810,965	1,245,065
Portland	430,000	430,000	419,000
Valley City	816,050	816,050	745,000
Forman	550,000	550,000	505,000
Strasburg	1,326,000	818,062	287,807
Wilton	1,319,000	589,817	589,817
Fargo	51,634,000	9,589,378	9,589,378
Tower City	459,023	459,023	459,023
	<u>63,085,038</u>	<u>18,986,572</u>	<u>17,323,367</u>
Subpart 32	2023		
Stanley	991,500	693,197	666,697
Stanley	330,500	231,065	231,066
Fort Ransom	678,193	678,193	677,193
Gardner	955,000	714,281	178,569
Cass Rural WUD	28,646,000	8,534,091	8,534,091
Center	500,000	500,000	500,000
Center	4,930,000	1,260,349	315,087
Minnewaukan	270,000	270,000	270,000
Grand Forks	3,167,000	2,276,156	2,276,156
Fairmount	1,330,000	594,745	594,745
Dazey	1,251,000	526,618	131,655
Grand Forks	5,607,000	1,966,161	1,966,161
Grand Forks	3,430,000	813,465	813,465
Mapleton	1,975,000	330,198	330,198
Berthold	1,050,000	456,627	456,627
Grand Forks	54,620,000	420,036	420,036
	<u>109,731,193</u>	<u>20,265,182</u>	<u>18,361,745</u>
Total	\$ <u>1,036,109,794</u>	\$ <u>862,520,644</u>	\$ <u>475,664,344</u>

Drinking Water State Revolving Fund Program

Part H

<u>Borrower</u>	<u>Approved and Funded Loan Amount</u>	<u>Borrower</u>	<u>Approved and Funded Loan Amount</u>
Subpart 1	1999	Subpart 4	2002
Wahpeton	\$ 345,715	Lisbon	\$ 413,522
Park River	261,000	Harvey	427,076
New Rockford	281,102	Grafton	285,616
Sawyer	136,000	Mandan	4,197,565
Walsh Rural Water District	3,000,000	Ramsey County WRD	3,482,000
Tioga	44,004	Enderlin	87,500
Williston	3,901,331	Linton	563,063
St. John	399,388	Cleveland	206,406
	<hr/> 8,368,540	Langdon	522,796
		Drayton	132,362
Subpart 2	2000	Larimore	1,991,805
Grand Forks	11,542,236	Wahpeton	1,890,000
Lisbon	912,115	Grafton	<hr/> 1,130,229
Stutsman Rural Water Users	666,168		15,329,940
State Water Commission	1,500,000	Subpart 5	2003
Cooperstown	300,000	Southeast Water District	1,446,906
Harwood	866,514	Grand Forks - Traill Water District	3,991,780
Mayville	1,025,000	North Valley Water District	4,138,000
	<hr/> 16,812,033	Williston	3,693,344
Subpart 3	2001	Barnes Rural Water District	816,000
Hankinson	405,000	Argusville	360,718
Finley	2,479,994	Casselton	1,272,000
Enderlin	195,000	Aneta	171,340
Valley City	1,444,139	Stutsman Rural Water District	<hr/> 201,651
Grand Forks	10,050,000		16,091,739
Oxbow	475,657		
Lisbon	460,381		
Nome	22,465		
Southeast Water Users	60,000		
	<hr/> 15,592,636		

<u>Borrower</u>	<u>Approved Loan Amount</u>	<u>Funded Loan Amount</u>	<u>Outstanding Loan Amount</u>
Subpart 6	2004		
Oakes	147,652	147,652	0
Cass Rural Water District	1,890,923	1,890,923	235,000
Lisbon	410,000	410,000	0
Leeds	179,000	179,000	0
Hazen	1,000,000	1,000,000	60,000
Tioga	418,727	418,727	0
Lincoln	307,681	307,681	36,000
Lincoln	447,000	447,000	0
Abercrombie	244,002	244,002	16,000
Williams County Rural Water	1,500,000	1,500,000	100,000
Harvey	676,556	676,556	0
Williston	5,000,000	5,000,000	0
Noonan	39,602	39,602	5,000
Williston	17,593,143	17,593,143	3,235,000
Jamestown	2,534,604	2,534,604	310,000
	<u>32,388,890</u>	<u>32,388,890</u>	<u>3,997,000</u>
Subpart 7	2005		
Argusville	217,304	217,304	14,000
Park River	746,100	746,100	0
Mapleton	83,754	83,754	0
Bottineau	750,000	750,000	0
Southeast Water Users District	808,411	808,411	100,000
	<u>2,605,569</u>	<u>2,605,569</u>	<u>114,000</u>
Subpart 8	2006		
Walcott	159,112	159,112	20,000
Stutsman Rural Water District	1,164,020	1,164,020	0
Wildrose	52,291	52,291	0
Velva	1,616,123	1,616,123	0
Cooperstown	309,634	309,634	30,000
Riverdale	762,138	762,138	84,000
Pick City	223,328	223,328	39,000
Braddock	16,610	16,610	0
Center	358,800	358,800	45,000
Page	95,975	95,975	18,000
Harvey	91,581	91,581	17,000
Hillsboro	1,151,563	1,151,563	0
Washburn	1,870,633	1,870,633	235,000
Southeast Water Users District	4,655,000	4,655,000	852,000
Portal	50,000	50,000	0
Park River	517,600	517,600	0
Central Plains Water District	1,661,967	1,661,967	0
Columbus	57,000	57,000	0
Southeast Water Users District	186,902	186,902	34,000
	<u>15,000,277</u>	<u>15,000,277</u>	<u>1,374,000</u>

<u>Borrower</u>	<u>Approved Loan Amount</u>	<u>Funded Loan Amount</u>	<u>Outstanding Loan Amount</u>
Subpart 9	2007		
McLean-Sheridan Rural Water	519,104	519,104	124,000
Walsh Rural Water District	1,796,902	1,796,902	0
North Prairie Water District	5,700,000	5,700,000	1,165,000
Mayville	324,341	324,341	60,000
Southeast Water Users District	5,418,000	5,418,000	585,000
South Central Regional Water	8,000,000	8,000,000	1,929,000
Jamestown	2,076,816	2,076,816	395,000
Devils Lake	3,800,000	3,800,000	0
North Valley Water District	2,617,000	2,617,000	0
Christine	219,015	219,015	54,000
Grand Forks Traill Water District	1,200,000	1,200,000	230,000
All Seasons Water Users District	211,950	211,950	50,000
	<u>31,883,128</u>	<u>31,883,128</u>	<u>4,592,000</u>

Subpart 10	2008		
Southeast Water Users District	595,000	595,000	144,000
Hazelton	245,120	245,120	40,000
Lisbon	757,220	757,220	205,000
Mapleton	1,149,088	1,149,088	0
Mandan	4,511,900	4,511,900	1,370,000
Fargo	2,500,000	2,500,000	645,000
Cass Rural Water District	1,376,605	1,376,605	455,000
Fargo	14,110,422	14,110,422	3,790,000
Tri-County Water District	363,289	363,289	98,000
Lakota	199,802	199,802	0
Crosby	551,488	551,488	0
Hankinson	95,000	95,000	29,000
Hannaford	53,748	53,748	14,000
South Central Regional Water	4,000,000	4,000,000	1,220,000
Ray	1,452,760	1,452,760	175,000
Parshall	3,610,500	3,610,500	1,505,000
Mandan	7,972,283	7,972,283	2,520,000
Leeds	37,076	37,076	10,000
	<u>43,581,301</u>	<u>43,581,301</u>	<u>12,220,000</u>

<u>Borrower</u>	<u>Approved Loan Amount</u>	<u>Funded Loan Amount</u>	<u>Outstanding Loan Amount</u>
Subpart 11	2009		
Traill Rural Water District	3,396,880	3,396,880	0
Carrington	240,117	240,117	0
Lisbon	305,787	305,787	95,000
Watford City	347,464	347,464	0
Bismarck	16,320,000	16,320,000	5,425,000
Lisbon	1,613,726	1,613,726	570,000
Ray	864,000	864,000	0
Southeast Water Users District	1,128,358	1,128,358	415,000
Southeast Water Users District	841,774	841,774	350,000
Barnes Rural Water District	2,050,000	2,050,000	435,000
Velva	373,579	373,579	130,000
All Seasons Water Users District	154,433	154,433	50,000
Wimbledon	258,353	258,353	85,000
Hope	175,000	175,000	45,000
Enderlin	2,196,790	2,196,790	755,000
Garrison	158,222	158,222	0
Wildrose	1,503,094	1,503,094	0
Karlsruhe	791,415	791,415	48,000
Strasburg	2,060,678	2,060,678	140,000
	<u>34,779,670</u>	<u>34,779,670</u>	<u>8,543,000</u>
Subpart 12	2010		
Hillsboro	289,376	289,376	100,000
Washburn	4,023,646	4,023,646	630,000
South Central Regional WD	4,600,000	4,600,000	1,920,000
BDW Water Systems	2,309,158	2,309,158	0
State Line Water Coop	147,781	147,781	0
Valley City	4,646,000	4,646,000	650,000
Hillsboro	1,310,679	1,310,679	325,000
Mandan	6,923,867	6,923,867	2,935,000
Kenmare	403,579	403,579	135,000
Buffalo	98,922	98,922	40,000
Jamestown	5,525,008	5,525,008	2,035,000
Kulm	25,300	25,300	0
	<u>30,303,316</u>	<u>30,303,316</u>	<u>8,770,000</u>

<u>Borrower</u>	<u>Approved Loan Amount</u>	<u>Funded Loan Amount</u>	<u>Outstanding Loan Amount</u>
Subpart 13	2011		
Pembina	1,743,743	1,743,743	855,000
Linton	224,800	224,800	105,000
Page	90,597	90,597	42,000
Cooperstown	700,235	700,235	310,000
Sawyer	308,708	308,708	145,000
Bowbells	2,145,000	2,145,000	550,000
McKenzie County WRD	8,200,000	8,200,000	2,875,000
Kenmare	892,039	892,039	375,000
	<u>14,305,122</u>	<u>14,305,122</u>	<u>5,257,000</u>
Subpart 14	2012		
Ray	2,500,000	2,500,000	0
Minnewaukan	1,535,189	1,535,189	0
R & T Water Supply Commerce	9,349,789	9,349,789	4,075,000
Garrison Rural Water District	720,000	720,000	325,000
Southeast Water Users District	1,603,656	1,603,656	440,000
Sherwood	82,475	82,475	42,000
Granville	209,990	209,990	95,000
	<u>16,001,099</u>	<u>16,001,099</u>	<u>4,977,000</u>
Subpart 15	2013		
Hillsboro	2,623,344	2,623,344	870,000
Ross	1,740,267	1,740,267	405,000
Max	292,062	292,062	165,000
Fargo	98,000,000	98,000,000	87,380,000
Cooperstown	314,393	314,393	165,000
	<u>102,970,066</u>	<u>102,970,066</u>	<u>88,985,000</u>
Subpart 16	2014		
Westhope	926,447	926,447	250,000
Grafton	2,200,757	2,200,757	1,275,000
Cooperstown	200,733	200,733	79,000
Stutsman Rural Water District	7,630,004	7,630,004	3,615,000
McLean-Sheridan Rural Water	1,350,000	1,350,000	1,085,000
Mandan	641,683	641,683	360,000
Fairmount	121,759	121,759	0
Noonan	282,130	282,130	172,000
Leeds	317,106	317,106	190,000
Columbus	387,828	387,828	92,000
Washburn	1,391,331	1,391,331	885,000
Jamestown	3,572,603	3,572,603	2,080,000
Grenora	383,853	383,853	184,000
Carrington	1,459,704	1,459,704	890,000
Ray	1,670,000	1,670,000	0
Barnes Rural Water District	2,063,033	2,063,033	1,355,000
	<u>24,598,971</u>	<u>24,598,971</u>	<u>12,512,000</u>

<u>Borrower</u>	<u>Approved Loan Amount</u>	<u>Funded Loan Amount</u>	<u>Outstanding Loan Amount</u>
Subpart 17	2015		
Cass Rural Water District	3,000,000	3,000,000	1,995,000
Jamestown	794,159	794,159	475,000
Garrison	1,821,023	1,821,023	1,190,000
Gwinner	2,882,111	2,882,111	1,145,000
Sheyenne	77,362	77,362	51,000
Lehr	79,065	79,065	20,000
	<u>8,653,720</u>	<u>8,653,720</u>	<u>4,876,000</u>
Subpart 18	2016		
Tri-County Water District	727,655	727,655	330,000
New Rockford	270,000	270,000	178,000
Enderlin	340,000	340,000	220,000
Cooperstown	369,283	369,283	284,000
Robinson	129,723	129,723	25,000
South Central Regional Water District	3,125,000	3,125,000	2,590,000
New Town	5,000,000	5,000,000	2,740,000
Hebron	2,834,223	2,834,223	860,000
Stutsman Rural Water District	1,582,373	1,582,373	1,300,000
Flaxton	95,000	95,000	0
North Prairie Water District	1,021,590	1,021,590	835,000
	<u>15,494,847</u>	<u>15,494,847</u>	<u>9,362,000</u>
Subpart 19	2017		
Pick City	1,032,980	1,032,980	334,000
Southeast Water Users District	5,925,000	5,925,000	5,215,000
Makoti	362,450	362,450	110,000
Grand Forks	66,000,000	66,000,000	61,015,000
Gardner	244,374	244,374	187,000
Jamestown	1,123,587	1,123,587	790,000
Jamestown	539,511	539,511	305,000
Maxbass	437,973	437,973	110,000
Williams Rural Water District	5,000,000	5,000,000	3,770,000
Northeast Regional Water District	2,978,890	2,978,890	2,165,000
Sherwood	126,587	126,587	86,000
R & T Water Supply Commerce Auth	5,000,000	5,000,000	3,770,000
Horace	479,216	479,216	360,000
Traill Rural Water District	3,206,464	3,206,464	2,460,000
Oakes	4,043,000	4,043,000	3,080,000
Ross	947,758	947,758	201,000
Aneta	80,000	80,000	61,000
Kindred	584,663	584,663	490,000
Mandan	1,327,453	1,327,453	980,000
Mayville	720,000	720,000	600,000
	<u>100,159,906</u>	<u>100,159,906</u>	<u>86,089,000</u>

<u>Borrower</u>	<u>Approved Loan Amount</u>	<u>Funded Loan Amount</u>	<u>Outstanding Loan Amount</u>
Subpart 20	2018		
Beulah	207,774	207,774	136,000
Mandan	820,281	820,281	610,000
Wahpeton	443,387	443,387	380,000
North Prairie Water District	416,248	416,248	366,000
Argusville	263,396	263,396	228,000
Casselton	901,025	901,025	735,000
Mohall	610,000	610,000	455,000
Lisbon	130,866	130,866	101,000
Towner	80,822	80,822	0
Fessenden	1,037,555	1,037,555	810,000
North Prairie Water District	347,782	347,782	296,000
Walsh Rural Water District	507,653	507,653	430,000
Cass Rural Water District	1,700,000	1,700,000	710,000
Central Plains Water District	4,925,000	4,925,000	4,170,000
Arnegard	1,752,977	1,752,977	1,525,000
Barnes	2,052,000	2,052,000	1,785,000
Minot	1,734,000	1,367,372	1,088,372
Northeast Rural Water District	3,118,000	3,118,000	2,890,000
Northeast Rural Water District	2,460,000	2,460,000	2,060,000
McLean-Sheridan Water District	965,898	965,898	350,000
Mercer	761,690	761,690	160,000
Tri-County Water District	1,050,000	1,050,000	825,000
Rugby	266,904	266,904	97,000
Larimore	119,500	119,500	63,000
Cando	2,044,000	2,044,000	1,610,000
Western Area Water Supply	16,500,000	14,180,589	12,065,589
Mandan	1,848,463	1,848,463	1,525,000
Jamestown	1,445,734	1,445,734	1,125,000
East Central Rural Water District	1,972,000	1,750,000	1,533,000
	<u>50,482,955</u>	<u>47,574,916</u>	<u>38,128,961</u>
Subpart 21	2019		
Stutsman Rural Water District	723,450	723,450	620,000
North Prairie Rural Water District	3,327,185	3,327,185	2,895,000
Lisbon	602,066	602,066	50,000
Fargo	23,950,000	16,648,759	16,003,759
Glenburn	422,479	422,479	372,000
Wahpeton	618,358	618,358	535,000
Carson	1,451,583	1,451,583	320,000
Cass Rural Water Users District	2,319,248	2,319,248	1,915,000
Cavalier	2,607,094	2,607,094	1,000,565
All Season Water Users District	1,738,000	1,277,803	319,450
Lincoln	836,000	836,000	695,000
Riverdale	2,161,000	2,161,000	147,500
	<u>40,756,463</u>	<u>32,995,025</u>	<u>24,873,274</u>

<u>Borrower</u>	<u>Approved Loan Amount</u>	<u>Funded Loan Amount</u>	<u>Outstanding Loan Amount</u>
Subpart 22	2020		
Stutsman Rural Water District	896,014	896,014	800,000
Dakota Rural Water District	2,176,000	2,102,736	1,982,736
McLean Sheridan Rural Water Distric	4,660,000	3,994,897	3,994,897
Enderlin	1,200,000	897,969	772,969
Carrington	4,975,000	4,975,000	4,465,000
Mapleton	1,041,995	1,041,995	947,000
Jamestown	1,951,145	1,951,145	1,705,000
Stutsman Rural Water District	3,027,000	3,027,000	2,715,000
Agassiz Water Users District	919,906	919,906	840,000
Wyndmere	1,196,000	1,196,000	1,031,000
Tri-County Water District	1,610,000	1,535,214	1,330,214
Missouri West Water System	621,208	621,208	575,000
Center	150,000	150,000	131,000
Dunn Center	776,706	776,706	0
Bismarck	6,877,277	6,877,277	5,170,000
Western Area Water System Associat	16,500,000	9,337,971	8,517,971
Mohall	391,000	391,000	345,000
Beach	1,511,787	1,511,787	349,000
	<u>50,481,038</u>	<u>42,203,825</u>	<u>35,671,787</u>

Subpart 23	2021		
Sykeston	411,000	411,000	390,000
Aneta	204,582	204,582	184,000
North Prairie Rural Water District	453,000	439,897	94,224
Lakota	456,720	456,720	435,000
Mandan	7,255,000	6,629,921	6,024,921
North Prairie Rural WD - Mountrail	3,825,000	971,146	942,661
Valley City	217,741	217,741	177,741
NorthPrairie Regional WD	2,107,000	1,631,048	1,482,533
Cooperstown	800,000	551,973	511,973
Jamestown	1,808,000	1,808,000	1,175,000
Stanley	400,000	400,000	334,000
New Salem	1,042,000	1,042,000	990,000
Coleharbor	880,000	805,152	320,152
Horace	2,740,000	1,310,589	1,080,589
East Central Regional WD	1,341,210	1,341,210	1,305,000
Hankinson	42,000	42,000	38,000
Flaxton	302,707	302,707	25,000
	<u>24,285,960</u>	<u>18,565,686</u>	<u>15,510,794</u>

<u>Borrower</u>	<u>Approved Loan Amount</u>	<u>Funded Loan Amount</u>	<u>Outstanding Loan Amount</u>
Subpart 24	2022		
Jamestown	1,402,300	1,344,000	1,221,700
Davenport	526,884	526,884	489,884
Jamestown	1,799,477	1,799,477	295,000
Wahpeton	988,376	988,376	988,376
McLean Sheidan Rural WD	1,015,000	891,531	891,531
Valley City	171,000	171,000	164,000
Barnes Rural WD	806,000	806,000	785,000
Bismarck	902,483	902,483	38,159
Forman	871,000	871,000	825,000
Bowbells	218,000	218,000	210,000
Wilton	1,688,000	354,587	354,587
Wing	2,337,000	2,108,721	512,929
Tri County WD	1,064,432	1,064,432	1,015,000
Cass Rural WUD	2,500,000	1,495,845	1,495,845
Riverdale	600,000	570,082	570,082
Upper Souris	1,274,000	141,789	112,789
	<u>18,163,952</u>	<u>14,254,207</u>	<u>9,969,882</u>
Subpart 25	2023		
East Central RWD	15,159,000	6,505,577	1,884,130
Stanley	1,689,750	969,704	924,954
Stanley	563,250	323,234	323,235
Wahpeton	1,197,000	826,662	784,662
Lincoln	1,858,000	258,918	258,918
Glen Ullin	2,000,000	1,311,885	327,971
Dakota Rural WD	3,952,000	1,742,380	204,986
Dickinson	2,800,000	713,940	690,990
Grand Forks	375,000	209,214	15,071
Missouri West WD	507,000	172,868	172,868
St. John	920,000	71,188	71,188
Mapleton	825,000	221,498	221,498
Berthold	731,000	317,317	317,317
Bismarck	2,000,000	280,165	70,041
Fargo	6,400,000	2,358,540	589,635
	<u>40,977,000</u>	<u>16,283,090</u>	<u>6,857,463</u>
Total	\$ <u>770,068,138</u>	\$ <u>716,797,519</u>	\$ <u>382,680,161</u>

Industrial Development Bond Program Loans

Part I

<u>Borrower</u>		<u>Funded Loan Amount</u>	<u>Outstanding Loan Amount</u>
Subpart 1	2006		
Prairie Gold Real Estate, LLC		\$ <u>1,360,000</u>	\$ <u>587,083</u>
Subpart 2	2008		
ND Natural Beef, LLC		<u>2,000,000</u>	<u>0</u>
Subpart 3	2009		
Giant Snacks Inc.		1,500,000	0
ND Natural Beef, LLC		<u>65,269</u>	<u>0</u>
		1,565,269	0
Total		\$ <u><u>4,925,269</u></u>	\$ <u><u>587,083</u></u>

Direct Loans

Part J

<u>Borrower</u>	<u>Original Loan Amount</u>	<u>Borrower</u>	<u>Original Loan Amount</u>
Subpart 1 1992		Subpart 9 2001	
Ft. Clark Irrigation	\$ 20,750	Fort Pembina Airport Authority	\$ 117,000
		Sims PSD	<u>100,000</u>
			217,000
Subpart 2 1993			
Solen	<u>9,000</u>	Subpart 10 2002	
		Kulm	21,360
Subpart 3 1995		Southeast Water Users	640,000
Plaza PSD	16,000	Solen PSD	<u>200,000</u>
Mooreton	30,000		861,360
Garrison PSD	110,000		
Beulah Airport Authority	<u>35,000</u>	Subpart 11 2003	
	191,000	Solen PSD	200,000
		Trail County Rural Water Users	50,000
Subpart 4 1996		St. John	<u>85,000</u>
Christine	27,000		335,000
McHenry	24,000		
Sims PSD	<u>17,000</u>	Subpart 12 2004	
	68,000	Solen PSD	200,000
		New Town PSD	<u>60,000</u>
Subpart 5 1997			260,000
Ward County	80,000		
Trail County Rural Water Users	40,000	Subpart 13 2005	
Christine	17,500	Enderlin	92,000
Manvel	<u>28,000</u>	Columbus	57,000
	165,500	Solen PSD	200,000
		Gackle	75,000
Subpart 6 1998		Portal	185,000
Berthold	45,000	Surrey Township	<u>42,500</u>
Page	60,000		651,500
Ransom Sargent Water Users	87,000		
Upper Souris Water Users Association	75,000	Subpart 14 2006	
Hannaford	<u>20,000</u>	Solen PSD	<u>200,000</u>
	287,000		
Subpart 7 1999		Subpart 15 2007	
Forest River	<u>50,000</u>	Emerado	<u>186,288</u>
Subpart 8 2000		Subpart 16 2008	
New Town PSD	500,000	Sterling PSD	100,000
Sanborn	13,500	Cass Rural Water District	330,000
Havana	<u>120,000</u>	Watford City	405,000
	633,500	Casselton	<u>685,000</u>
			1,520,000

<u>Borrower</u>	<u>Original Loan Amount</u>
Subpart 17 2009	
Northwood PSD	1,500,000
Hazen	215,000
Solen PSD	<u>390,000</u>
	2,105,000
Subpart 18 2010	
Drayton	405,000
Drayton	<u>278,000</u>
	683,000
Subpart 19 2012	
Fessenden	44,000
Rolla	265,000
Sheldon	<u>63,413</u>
	372,413

<u>Borrower</u>	<u>Funded Loan Amount</u>	<u>Outstanding Loan Amount</u>
Subpart 20	2013	
Noonan	115,290	0
Noonan	400,000	0
Rolla	190,000	0
Benedict	126,500	65,000
McHenry County	<u>1,777,500</u>	<u>0</u>
	2,609,290	65,000
Subpart 21	2014	
Traill Rural Water District	200,500	0
Berthold	450,000	0
Leeds	70,000	0
Colfax	<u>40,000</u>	<u>0</u>
	760,500	0
Subpart 22	2015	
Grafton	<u>150,000</u>	<u>0</u>
Subpart 23	2017	
Rolla	750,000	0
Wing	<u>120,000</u>	<u>0</u>
	870,000	0
Subpart 24	2018	
Jamestown Regional Airport Authority	700,000	565,000
Jamestown Regional Airport Authority	<u>126,500</u>	<u>0</u>
	826,500	565,000
Subpart 25	2019	
Rolette County Housing Authority	<u>160,000</u>	<u>110,000</u>
Subpart 26	2020	
Morton County	<u>500,000</u>	<u>500,000</u>
Subpart 27	2021	
Missouri Ridge Township	<u>650,000</u>	<u>570,000</u>
Total Direct Loans	\$ <u>15,342,601</u>	\$ <u>1,810,000</u>

**NORTH DAKOTA PUBLIC FINANCE AUTHORITY
BONDS ISSUED 1977 THROUGH 2023**

Part A 1997 General Bond Resolution

	<u>Initial Bond Amount</u>
1977 Series A	\$ 15,000,000
1979 Series A	16,590,000
1983 Series A	<u>11,600,000</u>
Subtotal	43,190,000

**Part B Local Government Assistance
Program**

1985 Series A	<u>35,290,000</u>
---------------	-------------------

Part C Insured Water Revenue Bonds

1989 Series A	11,650,000
1989 Series B	<u>1,410,000</u>
Subtotal	13,060,000

Part D Government Assistance Program

1990 Series A	765,000
1990 Series B	<u>1,241,704</u>
Subtotal	2,006,704

**Part E Taxable Insured Water System
Refunding Bonds**

1999 Series A	8,875,000
1999 Series B	<u>1,410,000</u>
Subtotal	10,285,000

Part F Capital Financing Program

1990 Series A	400,000
1990 Series B	185,000
1990 Series C	95,000
1990 Series D	155,000
1990 Series E	680,000
1990 Series F	100,000
1990 Series G	250,000
1990 Series H	220,000
1990 Series I	230,000
1990 Series J	140,000
1990 Series K	85,000
1990 Series L	770,000
1990 Series M	70,000
1990 Series N	35,000
1990 Series O	335,000

Part F Cont.

	<u>Initial Bond Amount</u>
1991 Series A	\$ 225,000
1991 Series B	1,300,000
1991 Series C	410,000
1991 Series D	560,000
1991 Series E	265,000
1991 Series F	345,000
1991 Series G	380,000
1991 Series H	280,000
1991 Series I	2,460,000
1992 Series A	565,000
1992 Series B	820,000
1992 Series C	2,650,000
1992 Series D	115,000
1992 Series E	1,870,000
1992 Series F	3,260,000
1992 Series G	290,000
1992 Series H	395,000
1992 Series I	535,000
1992 Series J	2,500,000
1992 Series K	535,000
1993 Series A	150,000
1993 Series B	880,000
1993 Series C	1,975,000
1993 Series D	1,465,000
1993 Series E	505,000
1993 Series F	2,930,000
1994 Series A	5,335,000
1994 Series B	525,000
1994 Series C	445,000
1995 Series A	1,700,000
1995 Series B	425,000
1995 Series C	380,000
1996 Series A	500,000
1996 Series B	930,000
1996 Series C	1,585,000
1996 Series D	350,000
1997 Series A	540,000
1997 Series B	3,350,000
1997 Series C	300,000
1997 Series D	1,750,000
1997 Series E	4,705,000
1997 Series F	375,000
1997 Series G	1,050,000
1997 Series H	3,275,000
1998 Series A	945,000
1998 Series B	6,685,000

Part F Cont.	<u>Initial Bond Amount</u>	<u>Outstanding Bond Amount</u>
1998 Series C	565,000	0
1998 Series D	1,050,000	0
1998 Series E	450,000	0
1999 Series A	1,075,000	0
1999 Series B	260,000	0
1999 Series C	100,000	0
1999 Series D	1,100,000	0
1999 Series E	1,710,000	0
1999 Series F	285,000	0
2000 Series A	1,115,000	0
2000 Series B	3,100,000	0
2001 Series A	735,000	0
2002 Series A	1,700,000	0
2003 Series A	1,495,000	0
2004 Series A	880,000	0
2006 Series A	1,385,000	0
2009 Series A	2,125,000	440,000
2011 Series A	3,730,000	0
2012 Series A	9,635,000	3,315,000
2013 Series A	51,375,000	30,615,000
2014 Series A	32,840,000	19,690,000
2014 Series B	9,000,000	5,730,000
2015 Series A	1,945,000	925,000
2015 Series B	25,620,000	17,825,000
2015 Series C	38,280,000	31,995,000
2018 Series A	1,360,000	790,000
2019 Series A	2,515,000	535,000
2021 Series A	2,130,000	1,895,000
Subtotal	<u>264,125,000</u>	<u>113,755,000</u>

Part G Capital Financing Disaster Loan Program

2011 Series A	9,141,832	0
2012 Series A	2,892,780	0
2013 Series A	1,696,000	0
2014 Series A	<u>675,000</u>	<u>0</u>
Subtotal	<u>14,405,612</u>	<u>0</u>

		<u>Initial Bond Amount</u>	<u>Outstanding Bond Amount</u>
Part H State Revolving Fund Program			
1990 Series A	¹	5,520,000	0
1993 Series A	^{2, 5}	20,220,000	0
1995 Series A	³	6,975,000	0
1996 Series A	³	29,845,000	0
1998 Series A	^{5, 6}	35,965,000	0
2000 Series A	⁴	16,725,000	0
2001 Series A	⁷	23,725,000	0
2003 Series A	^{7, 8}	26,795,000	0
2003 Series B	⁹	20,455,000	0
2004 Series A	⁹	11,790,000	0
2005 Series A	⁸	36,210,000	0
2008 Series A	¹⁰	46,100,000	0
2011 Series A	¹¹	101,210,000	0
2012 Series A		19,705,000	3,800,000
2012 Series B		17,900,000	0
2015 Series A		119,195,000	84,675,000
2016 Series A		16,405,000	9,175,000
2018 Series A		128,625,000	107,130,000
2022 Series A		<u>85,330,000</u>	<u>73,990,000</u>
Subtotal		768,695,000	278,770,000

¹ A portion of the proceeds of the 1993 Series A SRF Bonds was used to defease and refund the 1990 Series A SRF Bonds.

² A portion of the proceeds of the 2001 Series A SRF Bonds was used to defease and refund the 1993 and 1995 Series A SRF Bonds.

³ The proceeds of the 2003 Series B SRF Bonds were used to defease and refund the 1996 Series A SRF Bonds.

⁴ The proceeds of the 2004 Series A SRF Bonds were used to defease and refund the 2000 Series A SRF Bonds.

⁵ A portion of the proceeds of the 2005 Series A SRF Bonds was used to defease and refund the 1993 and 1998 Series A SRF Bonds.

⁶ A portion of the proceeds of the 2008 Series A SRF Bonds was used to defease and refund the 1998 Series A SRF Bonds.

⁷ A portion of the proceeds of the 2011 Series A SRF Bonds was used to defease and refund the 2001 Series A and 2003 Series A SRF Bonds.

⁸ A portion of the proceeds of the 2012 Series A SRF Bonds was used to defease and refund the 2003 Series A and 2005 Series A SRF Bonds.

⁹ A portion of the proceeds of the 2012 Series B SRF Bonds was used to defease and refund the 2003 Series B and 2004 Series A SRF Bonds.

¹⁰ The proceeds of the 2016 Series A SRF Bonds were used to defease and refund the 2008 Series A SRF Bonds.

¹¹ A portion of the proceeds of the 2022 Series A SRF Bonds was used to defease and refund the 2011 Series A SRF Bonds.

	<u>Initial Bond Amount</u>	<u>Outstanding Bond Amount</u>
Part I	Industrial Development Bond Program	
2006 Series A	1,360,000	625,000
2008 Series A	2,000,000	0
2009 Series A	<u>1,500,000</u>	<u>0</u>
Subtotal	4,860,000	625,000
Part J	Legacy Fund Infrastructure Program Bonds	
2021 Series A	389,200,000	372,055,000
2022 Series A	<u>320,915,000</u>	<u>309,600,000</u>
Subtotal	710,115,000	681,655,000
Total All Bonds	\$ <u><u>1,866,032,316</u></u>	\$ <u><u>1,074,805,000</u></u>